

## Environment and Urban Renewal PPB – Priority Based Monitoring Report

Reporting Period: **Quarter 2 – 1<sup>st</sup> July 2018 – 30<sup>th</sup> September 2018**

### 1.0 Introduction

- 1.1 This report provides an overview of issues and progress against key service objectives/milestones and performance targets, during the second quarter of 2018/19 for service areas within the remit of the Environment and Urban Renewal (E&UR) Policy and Performance Board.
- 1.2 Key priorities for development or improvement in 2015-18 were agreed by Members and included in Directorate Plans, for the various functional areas reporting to the Environment & Urban Renewal Policy & Performance Board i.e.:
  - Development & Investment Services
  - Open Spaces and Waste and Environmental Improvement
  - Highways, Transportation & Logistics and Physical Environment
  - Housing Strategy
- 1.3 The way in which traffic light symbols have been used to reflect progress to date is explained within Section 8 of this report.

### 2.0 Key Developments

- 2.1 There have been a number of developments during the period which include:-

#### **Development & Investment Services**

##### *Consultant Services Contract*

- 2.2 The existing consultant services contract comes to an end in mid-Nov 2018. A procurement process has been ongoing since August and nearing completion. It is anticipated that the award of the contract will take place in mid-October with a view to the new contract commencing as planned in mid-November.
- 2.3 Appointment of external consultants to advise on property related issues for the Council's Regeneration and leisure project:
  - Runcorn Vision project – Sanderson Weatherall
  - Southern Widnes Impact area project – Sanderson Weatherall

##### *3MG*

- 2.4 Alstom have 206 employees based at the Widnes site now. The repaint of the pendolino is progressing well and Alstom are identifying more work for the Widnes facility Stobart have opened their new Widnes Head Quarters for Stobart's Energy and have generated income from a sale and lease back deal which will enable them to undertake further land remediation.

### *Sci-Tech Daresbury*

- 2.5 Executive Board approved the funding package for Project Violet, utilising the Enterprise Zone TIF mechanism alongside loan funding from the Chrysalis Fund.
- 2.6 The Skill SPACE project was reviewed following the submission of a Full Business Case in July. A number of queries were received from the CA appraisal team and whilst not unsurmountable, it became clear that the project was not yet in a position to deliver and the SIF Skills Capital funding was not the most appropriate route. The JV Board decided to withdraw the bid and to instead focus on the delivery of the Talent and Skills Strategy through a series of interventions.

### *Liverpool City Region Business Growth Programme*

- 2.7 The delivery of the Business Growth Programme (BGP) in Halton is due for completion December 31 2018. To date the programme has engaged with 230 Halton businesses, assisting 140 businesses against a target of 123. The remaining Quarter of the programme will collect evidence of jobs creates as a result of BGP assistance. Currently 36 jobs have been created against a target of 115.

### *Halton Growth Hub*

- 2.8 The following tables describe the performance of the Halton element of the Liverpool City Region Growth Hub Programme firstly, since its inception in October 2015 and secondly, in Quarter 2 2018/19:

	<b>Total</b>
Unique Company Engagements	<b>1,122</b>
Total Engagements	<b>5,355</b>

**Figure 1: Growth Hub Engagement : Lifetime of the Programme (October 2015 – September 2018)**

	<b>Total</b>
Unique Company Engagements	<b>181</b>
Total Engagements	<b>407</b>

**Figure 2: Growth Hub Engagement : Current Quarter (July 01 – September 30 inclusive)**

## **External Funding**

### *Funding Updates*

- 2.9 During the quarter 2 2018/19 period:
- £1,428,808 secured in external grants this quarter, including £300,000 from Big Lottery Fund for Loose/The Studio, £120,000 for Halton Carers and extensions to the Ways to Work and BBO Digital schemes funded by the European Programme.
  - 22 requests for support with funding were received this quarter.
  - Approximately 6 bids have been submitted in the quarter to the value of £4.6 million.
  - The Team is working on 19 pipeline bids with a value of almost £18 million
  - We are monitoring 8 schemes worth almost £20 million

## **Open Spaces and Waste and Environmental Improvement**

### Open Space Services

- 2.10 Hale Park, Runcorn Hill Park and Victoria Park were all successful in securing Green Flag Awards during Quarter 2.

## **Highways, Transportation & Logistics and Physical Environment**

### Traffic Division

#### *Street Lighting Conversion*

- 2.11 The LED street lighting conversion programme is continuing in the current financial year, which will reduce energy and maintenance costs. Unfortunately there has been a batch of faulty cells, which has resulted in delays and lamps failing as on permanently.

#### *Emergency Planning*

- 2.12 During the last quarter the Emergency Planning team assisted with one incident which was a gas leak in Gerrard Street. The Local Authority Emergency Centre was activated at the Municipal Building and staffed by the Emergency Planning Officer (EPO) and Senior Officers.
- 2.13 A Rest Centre was activated at Kingsway Leisure Centre and Highways assisted with the placing of cordons at the appropriate areas.

### Planning and Policy

#### *Local Plan*

- 2.14 The Ministry of Housing and Local Government have issued a revised National Policy Framework (NPPF) in July. A revised draft Local Plan will now need to take this into account. In addition the Office of National Statistics (ONS) released on 20th September new Household Projections. These projections form the current basis for estimating housing needs under the current standard method. These projections result in a lower housing figure than has previously been consulted upon. The result of the above changes will need to be taken into account in revising/ producing the next stage of the Local Plan.

#### *Planning Applications*

- 2.15 The Application to amend the condition relating to road deliveries of refuse derived fuel to the Runcorn Energy from Waste (EfW) Facility has now been received. The application consultation process is ongoing. The application is likely to be reported to the Development Control in December 2018 / January 2019.
- 2.16 The Applications for Redrow at the Daresbury Strategic site have been approved. The Permissions comprise 850 Dwellings, 15,000 sqm of office development and a local centre.
- 2.17 An application for a new Office Building for INOVYN is expected to be received shortly this would result in 6490 sqm of new office space.

## Planning Application Statistics

Total Applications Received: (Includes those Withdrawn and Returned)			
Applications Decided	165	Applications On-Hand (Undecided)	133
Pre-Applications Received	24	Pre Applications Closed	26

N.B. There are certain applications (such as tree preservation orders) that are not counted in the statutory CLG speed of processing statistics. This accounts for the difference between the figures reported above and the figures given for PPT LI 04.

### Highway Schemes and Maintenance

#### *Mersey Gateway Delinking*

2.18 West Bank – Widnes Loops link road, and Runcorn SJB delinking at the end of Runcorn viaduct, are now moving from detailed design phase with Schemes and maintenance with the Highway Development team taking on a regulatory role (planning application responses for Highway Authority and LLFA) but there has been significant work in handover to design team/consultants. The programme anticipates commencement of works early 2019. The team is has also had significant input into the related Station Quarter masterplan proposals.

#### *Widnes Gyrotory*

2.19 Scheme at Widnes Fiddlers Ferry Rd gyratory – the first Phase of construction works to provide a two lane exit from Earle Road has been completed and works have begun to introduce an additional lane in the centre island.

### Structures

#### *Runcorn Approach Viaduct Refurbishment*

2.20 Site works for the Runcorn Approach Viaduct (RAV) concrete deck refurbishment scheme (Task 16 within Year 3 of the LCR SJB programme) have progressed and concrete repairs been completed. The remaining activities for completion (waterproofing the deck and resurfacing) are being phased to co-ordinate with other schemes for RAV and RAV West due to be on site later in the year.

2.21 The design process for the RAV western cantilever and parapet modification scheme (which is required to enable the demolition of RAV West under the Runcorn de-linking scheme) is progressing.

#### *Demolition Assistance / Project Support*

The team has also provided input to the planning and scheme development processes for the demolition of various highway structures within the Trumpet Loop section of the SJB complex, and also to the forthcoming STEP improvement schemes for RAV and Widnes Approach Viaduct.

### Highway Development

#### *Highways Asset Management Plan (HAMP)*

2.22 In line with Highways Asset Management plan annual surveys for carriageway condition are in the process of being undertaken and collated annual results will be reported later in the year. It should be noted that the target measure does not include those highways which are starting to deteriorate, where works may be required to prevent future failure and more costly repairs.

2.23 Similarly for Public Rights of Way 'easy to use' measure will be reported in Q4 2018/2019 following collation of survey data.

### 3.0 Emerging Issues

3.1 A number of emerging issues have been identified during the period that will impact upon the work of services including:-

#### **Development & Investment Services**

##### Investment and Development Services

3.2 3.5 Contract period for the provision of property Guardian services is due to expire May 2019 and commence work to re tender the contract.

3.3 3.6 Alstom's land option expires on 31 December 2018. The Council is working closely with Alstom to extend the current arrangement, so as to facilitate the expansion of the Widnes facility.

3.4 Business Growth Programme\Place Marketing ERDF Programme Extension the Liverpool City Region Combined Authority (CA) issued a 'Call' under ERDF Programme Priority 3 (Business Support) in March 2018. The Call sought partnerships or agencies to deliver a range of business support services across the Liverpool City Region for a period of three years.

3.5 A partnership of City Region Local Authorities and Chambers of Commerce have delivered the Business Growth Programme (BGP) for a period of six years and Place Marketing for inward Investment project for a period of three years utilising ERDF Priority 3 funding. An extension to both projects was, therefore, sought by the partnership for a further three years

3.6 A formal Change Control, with respect to the BGP, has been appraised by the Combined Authority (CA) and the Ministry of Housing, Communities and Local Government (MHCLG) and informal feedback received. It is anticipated that the BGP will be extended to cover the period January 2019 – December 2021. The extended project in Halton will have a target of assisting 95 businesses and creating 95 jobs over the 3 year period.

3.7 A Change Control for the Place Market for Inward Investment was submitted on 8<sup>th</sup> October 2018 and is currently being evaluated.

##### *Liverpool City Region 'One Front Door'*

3.8 The Combined Authority (CA) has been tasked with realising a Mayoral ambition to create 'One Front Door', in other words a single portal for all investment enquiry and management and place marketing, for the City Region.

3.9 The CA has consulted widely with both public and private sector partners and developed a proposal which will see the creation of a small central team of approximately five individuals that will oversee inward investment marketing and inward investment enquiry management across the City Region. Significantly, individual Local Authorities will retain responsibility for managing the relationship with key companies within their individual geographies.

### *Single Investment Fund Round II*

- 3.10 The Combined Authority (CA) is preparing to launch a second round of Single Regeneration Fund (SIF).
- 3.11 A call for projects is anticipated in Quarter 4 2018. Council Officers are, therefore, working with a range of both public and private sector partners to assess a range of potential projects against SIF eligibility and deliverability criteria.
- 3.12 The CA has evaluated the performance of SIF Round I and as a consequence appointed a team of ten development and investment professionals to work with potential applicants to develop projects.

### External Funding

- 3.13 A Charging Policy was introduced on September 1st 2018; there is a fee for all bids written for the private sector and a sliding scale of charges for the voluntary/community sector with an exemption for any organisation that holds less than £10,000 in unrestricted funds. Monthly review meetings will be held to look at any issues relating to charging and quarterly reports will go to OD/SD.
- 3.14 The Team is focussing on key Governmental funding streams, including the Industrial Strategy Challenge Fund and the Single Investment Fund at LCR level, as well as key Lottery funds to ensure bids from Halton are being submitted. The Team will increase its support for leads of the Impact Areas within the Mersey Gateway Regeneration Plan Plus in relation to funding requirements.
- 3.15 Focus on winding down of ESIF programme in England; some calls still due to be released with a deadline for funding agreements to be in place by March 2020. Need to be prepared for the Shared Prosperity Fund which is due to replace the ESIF post-Brexit.
- 3.16 Much activity at the LCR level regards Culture and Visitor Economy; need to ensure Halton is able to benefit from any joint funding opportunities e.g. Creative Civic Change and Boroughs of Culture.
- 3.17 The Team is also focussing on renewing its training offer, with a view to launching a new training programme for 2019.

## **Open Spaces and Waste and Environmental Improvement**

### Parks and Open Spaces

- 3.18 The very dry summer period presented a number of challenges for the service. In particular the public parks were extremely busy which required additional resources for tasks such as litter bin emptying. In some of the busiest parks bins were having to be emptied three times per day seven days per week

## **Highways, Transportation & Logistics and Physical Environment**

### Planning and Policy

#### *Planning and Development*

- 3.19 Following the release of the Household projections by ONS the Government will be looking to consult on the changes to the methodology used to calculate housing need. No timescale for this has been published.
- 3.20 Following the release of the Household projections by ONS the Government will be looking to consult on the changes to the methodology used to calculate housing need. No timescale for this has been published.

## Structures

### *Silver Jubilee Bridge Maintenance Delays*

- 3.21 Approximately 5 working days on the Silver Jubilee Bridge (SJB) arch re-painting scheme have been lost to adverse weather during Q2. With the poor weather experienced earlier in the year, there are several weeks of cumulative delay to the programme. The main contractor is seeking to recover lost time through additional weekend working.
- 3.22 Due to protracted discussions over design liabilities, the SJB cable replacement scheme within Year 2 of the LCR programme is now scheduled to be on site in Q4 2018/19.

## **4.0 Risk Control Measures**

- 4.1 Risk control forms an integral part of the Council's Business Planning and performance monitoring arrangements. As such Directorate Risk Registers were updated in tandem with the development of the suite of 2018 – 19 Directorate Business Plans.
- 4.2 Progress concerning the implementation of all high-risk mitigation measures relevant to the remit of this Board is included as Appendix 1 to this report.

## **5.0 High Priority Equality Actions**

- 5.1 Equality issues continue to form a routine element of the Council's business planning and operational decision making processes. Additionally the Council must have evidence to demonstrate compliance with the Public Sector Equality Duty (PSED) which came into force in April 2011.
- 5.2 The Council's latest annual progress report in relation to the achievement of its equality objectives is published on the Council website and is available via:





[http://www3.halton.gov.uk/Pages/councildemocracy/pdfs/EandD/Equality -  
\\_objectives progress report - April 2013.pdf](http://www3.halton.gov.uk/Pages/councildemocracy/pdfs/EandD/Equality_-_objectives_progress_report_-_April_2013.pdf)

## 6.0 Performance Overview

6.1 The following information provides a synopsis of progress for both milestones and performance indicators across the key business areas that fall within the remit of the Board.

### Development and Investment Services

#### Key Objectives / milestones

Ref	Milestones	Q2 Progress
EEP 01a	Completion of Halton Tomorrow Document - <b>July 2018</b>	
EEP 01b	Produce Local Economic Assessment – <b>September 2018</b>	
EEP 03b	Complete consultation on Astmoor Masterplan - <b>December 2018</b>	
EEP 03f	Complete Feasibility Study for Ditton Rail Station - <b>September 2018</b>	




#### Supporting Commentary

Halton Tomorrow (renamed Halton 2030) is now complete and was presented to Executive Board, Employment, Learning, Skills and Community (ELSC) Policy & Performance Board and Management Team. An additional piece of work is now being undertaken to develop an Action Plan.

Interim findings were reported to ELSC PPB in February 2018 and to the Board of Halton Chamber of Commerce and Enterprise in June 2018. The LEA now forms the basis of the Halton Tomorrow and the economic development priorities for Halton Council

The feasibility study has been delayed by Merseytravel. Merseytravel at the Council to go through them to get this piece of work undertaken and Merseytravel are only now appointing the consultant to undertake the work. It is now expected by December 2018.

#### Key Performance Indicators

Ref	Measure	17 / 18 Actual	18 / 19 Target	Q2 Actual	Q2 Progress	Direction of travel
EEP LI 07	Number of companies benefitting from the Council's intensive Key Account Management Service (KAM).	New Indicator for 2018/19	50	50		N / A
EEP LI 14	Number of Businesses Supported.	658	700	181		

#### Supporting Commentary





KAM sectors have been refined and now include Advanced Engineering and Manufacturing (AEM), Energy and Environmental and Knowledge Intensive Businesses; Digital & Creative, Pharmaceuticals, Life Sciences and Financial and Business Services.



Current Progress' refers to 'unique company engagements' through the Growth Hub since the inception of the Growth Hub contract in October 2015

**Policy, Planning and Transportation**

**Key Objectives / milestones**

Ref	Milestones	Q2 Progress
PPT 01	Review progress against LCR SJB maintenance strategy and deliver 2018/19 major bridge maintenance works programme <b>March 2019</b> .	
PPT 02	Deliver the 2018/19 LTP Capital Programme <b>March 2019</b>	
PPT 03	Ensure continued unrestricted availability of the Highway network and to allow future maintenance to be delivered on a steady state, lifecycle planned basis.	
PPT 05	Consult on a revised draft Delivery and Site Allocations Local Plan (DALP) <b>September 2018</b>	

**Supporting commentary**

There has been some delays to several tasks within the Silver Jubilee Bridge major maintenance works programme for Year 3, but all activities are due to be completed within 2018/19.













Construction works are due to commence in the next Quarter on Year 3 STEP programme to improve parking and access to Runcorn East Rail station, improvements to cycling and walking from Runcorn Town Centre to Widnes Town centre across a reconfigured Silver Jubilee bridge deck, improvements to Bridgewater Canal tow path from Runcorn town centre to Murdishaw and walking and cycling improvements along Astmoor Busway.

Footway reconstruction programme is progressing well with works programmed for Walpole road, Birkdale road, Fieldway Hale road (Blackburn Ave to Lovell Terrace), Hough Green road and Ditchfield road.

Carriageway resurfacing works have commenced in Runcorn at Clifton Island South to provide a new running surface, this work is being carried out overnight and will require closures of the M56 slip roads. Work is planned in early November to resurface Fairfield Road. Design work is underway at Prescott Road and Runcorn Road Moore.

The Ministry of Housing and Local Government have issued a revised National Policy Framework (NPPF) in July. A revised draft Local Plan will now need to take this into account. In addition the Office of National Statistics released on 20th September new Household Projections. These projections form the current basis for estimating housing needs under the current standard method. These projections result in a lower housing figure than has previously been consulted upon. This together with outstanding evidence and assessment requirements (some resulting from the last consultation) mean that the milestone has not been met.

## Key Performance Indicators

Ref	Measure	17 / 18 Actual	18 / 19 Target	Q2 Actual	Q2 Progress	Direction of travel
PPT LI 02	Net additional homes provided	369 (2017/18)	552	369 (2017/18)	N/A	N/A
PPT LI 03	Number of affordable homes delivered (gross)	92 (2017/18)	138	92 (2017/18)	N/A	N/A
PPT LI 04	Processing of planning applications (%) as measured against targets for:					
	a) Major application	83%	60%	100%		
	a) Minor applications	95%	80%	96%		
	b) Other applications	96%	80%	96%		
PPT LI 12	Damage to roads and pavements (% above intervention levels) repaired within 24 hours.	100%	100%	100%		
PPT LI 15	% of network where structural maintenance should be considered:					
	a) Principal roads	0.3%	2.00%	N/A	N/A	N/A
	b) Non-Principal Roads	1.00%	4.00%	N/A	N/A	N/A
	c) Unclassified Roads	3.46%	9.00%	N/A	N/A	N/A
PPT LI 16	Bus service punctuality, Part 1: The proportion of non-frequent scheduled services on time (%):					
	a) Percentage of buses starting route on time	97.67%	98.55%	100%		
	b) Percentage of buses on time at intermediate timing points	84.83%	95.00%	83.02%		

### Supporting Commentary

Housing completion figures are reported annually at year end.

All planning application processing measures remain above target. Due to the specific nature of planning applications being determined on a case by case basis (different sites, with different proposed developments from different applicants with different ambitions) it is difficult to achieve 100% for each category every quarter, however each outcome is significantly above target.


Repair to damage to roads and pavements remains positive and Annual structural surveys will be undertaken and collated and results reported later in the year. In line with the Highways Asset Management Plan consideration needs to be given to further overall long term investment and highway condition. Note that this figure doesn't measure those highways which are starting to deteriorate, where works may be required to prevent failure and more costly repairs.

The performance of buses starting services on time continues to perform above expected and it is anticipated that it will continue to perform at this level for the rest of the year. Although the percentage of buses on time at intermediate points is down on last year's performance, operators continue to monitor

the services to enable changes to improve performance. It is anticipated these changes will result in the target being met by year end.





**Waste and Environmental Improvement**

**Key Objectives / milestones**

Ref	Milestones	Q2 Progress
CE 04	Continue to deliver communications and awareness raising initiatives to ensure that participation with the Council’s recycling services is maximised and that residents comply with the requirements of the Council’s Household Waste Collection Policy - <b>March 2019</b> .	

This work will remain on-going throughout the year. Activities have included the distribution of a ‘Kerbside Recycling Guide’ booklet to householders. The aim of providing this booklet was to help householders understand the full extent of materials that can be recycled through the kerbside collection service and also how items should be presented for collection. Increasing awareness of these issues will increase recycling levels, improve the quality of the recyclable materials collected and help save money by reducing disposal costs.

**Key Performance Indicators**

Ref	Measure	17 / 18 Actual	18 / 19 Target	Q2 Actual	Q2 Progress	Direction of travel
CE LI 05	Residual household waste per household.	551kgs	590kg	299kg		
CE LI 06	Household waste recycled and composted.	43.80%	44%	45.3%		

**Supporting Commentary**

The figures for residual household waste per household and the amount recycled and composted are all cumulative estimates and at this stage indications are that their respective targets will be met.

## 7.0 Financial Statements

### ECONOMY ENTERPRISE & PROPERTY DEPARTMENT

#### Revenue Budget as at 30<sup>th</sup> September 2018

	Annual Budget £'000	Budget To Date £'000	Actual £'000	Variance (overspend) £'000
<b><u>Expenditure</u></b>				
Employees	4,308	2,362	2,395	(33)
Repairs & Maintenance	2,215	1,064	1,064	0
Premises	51	50	47	3
Energy & Water Costs	686	270	257	13
NNDR	542	541	541	0
Rents	353	212	221	(9)
Economic Regeneration Activities	17	4	4	0
Supplies & Services	1,649	1,099	1,094	5
Grants To Voluntary Organisations	36	24	24	0
Other Expenditure	25	13	13	0
Capital Financing	99	74	74	0
<b>Total Expenditure</b>	<b>9,981</b>	<b>5,713</b>	<b>5,734</b>	<b>(21)</b>
<b><u>Income</u></b>				
Fees & Charges Income	-248	-93	-92	(1)
Rent – Commercial Properties	-1,139	-15	-28	13
Rent – Investment Properties	-44	-20	-20	0
Rent – Markets	-773	-691	-687	(4)
Government Grant Income	-1,696	-1,696	-1,696	0
Reimbursements & Other Grant Income	-105	-58	-58	0
Schools SLA Income	-504	-465	-457	(8)
Capital Salaries	-62	-16	-16	0
Transfers From Reserves	-857	-512	-512	0
<b>Total Income</b>	<b>-5,428</b>	<b>3,566</b>	<b>3,566</b>	<b>0</b>
<b>Net Operational Expenditure</b>	<b>4,553</b>	<b>2,147</b>	<b>2,168</b>	<b>(21)</b>
<b><u>Recharges</u></b>				
Premises Support	1,965	983	983	0
Transport	26	11	11	0
Asset Charges	4	0	0	0
Central Support Services	2,121	1,085	1,085	0
Accommodation Income	-2,396	-1,198	-1,198	0
Repairs & Maintenance Income	-2,402	-1,201	-1,201	0
Central Support Income	-2,042	-1,021	-1,021	0
<b>Net Total Recharges</b>	<b>2,724</b>	<b>-1,341</b>	<b>-1,341</b>	<b>0</b>
<b>Net Department Expenditure</b>	<b>1,829</b>	<b>806</b>	<b>827</b>	<b>(21)</b>

### **Comments on the above figures**

Economy Enterprise & Property budget is projected to be over budget at year end. The significant budget variances are listed below.

Employee budgets are based on full time equivalent staffing numbers of 122.

A recent restructure within the Department has helped reduce the anticipated negative variance on employee costs this quarter. There has not been a great turnover of staff this financial year and this is reflected in the staff turnover saving target not being achieved by the Department. Where possible, vacancies will not be filled in year and agency staff will be kept to a minimum and only used in statutory areas.

Following reconciliation by the energy providers, the Council has received a number of one off refunds relating to previous years utility charges.

Commercial Properties held by Halton Borough Council are fully occupied and this is reflected in the income to date. Quarter 2 shows the Department over achieved on rental income and this is profiled to continue in year.

School SLA income target has not been achieved this financial year. Due to the increase of staffing costs, SLA charges have increased, which in turn has meant that schools are choosing to use alternative services. Market rental income is under budget as at quarter 2. Following a restructure within the Department the main focus over the next few months will be to promote the markets, which will hopefully increase the income levels.

All savings put forward by the Department for 18-19 have been achieved this financial year. Every effort will be made to ensure that expenditure on controllable budgets is kept to a minimum within the financial year and where necessary budgets have been realigned to try and relieve budget pressures. It is currently forecast the department's net spend will be approximately £35k over the annual budget.

## ECONOMY ENTERPRISE & PROPERTY DEPARTMENT

### Capital Projects as at 30 September 2018

	2018-19 Capital Allocation £'000	Allocation to Date £'000	Actual Spend £'000	Total Allocation Remaining £'000
3MG	499	42	42	<b>457</b>
Sci Tech Daresbury – EZ Grant	382	243	243	<b>139</b>
Solar Panel Golf Course	1,278	19	19	<b>1,259</b>
Decontamination of Land	50	0	0	<b>50</b>
Former Crossville Depot	440	83	83	<b>357</b>
Advertising Screen at The Hive	100	0	0	<b>100</b>
Murdishaw	38	0	0	<b>38</b>
Venture Fields	41	0	0	<b>41</b>
Widnes Market Refurbishment	1,191	813	813	<b>378</b>
Equality Act Improvement Works	150	0	0	<b>150</b>
Linnets Club House	287	22	22	<b>265</b>
Broseley House	1,190	711	711	<b>479</b>
Stadium Alterations	200	0	0	<b>200</b>
The Croft	30	0	0	<b>30</b>
<b>Total</b>	<b>5,876</b>	<b>1,933</b>	<b>1,933</b>	<b>3,743</b>

#### Comments on the above figures.

**Widnes Market Refurbishment** – The re-roofing contract (incl. internal decoration) is currently in delay with anticipated completion W/C 22<sup>nd</sup> October (subject to weather conditions). A Notification of Delay letter has been submitted by the contractor and this is currently being assessed.

The remaining Widnes Market projects will be postponed until the final costs for the re-roofing works are confirmed.

**Broseley House** - The vacant upper floors have been secured where necessary to prevent unauthorised access, and are in the process of being cleared of all debris following vandalism prior to HBC purchasing the property. Minor improvement works have been carried out to the front parking area to make the area safe and the external oil tank building to the rear of the main building is soon to be demolished to help reduce anti-social behaviour in the area.

**3MG** - Alstom have completed the relocation of its Preston workforce to Widnes and now has 206 people on the Widnes Site. Discussions have commenced with Alstom to extend their option for a further 18 acres as the current option expires on 31 December 2018.

Stobart have completed a new headquarters at Viking Park for their Energy division and have completed a sale and lease back to raise capital to further invest in the site, starting with land remediation.

**Solar Panel Golf Course** –The Council are in the process of updating the design based on technical advice. Once finalised this will start the preparation of the main design and build contract and hopefully go out to tender at the beginning of November. Planning approval for the scheme was granted in May 2018.

**COMMUNITY & ENVIRONMENT DEPARTMENT**

**Revenue Budget as at 30<sup>th</sup> September 2018**

	Annual Budget £'000	Budget To Date £'000	Actual £'000	Variance (overspend) £'000
<b><u>Expenditure</u></b>				
Employees	13,897	6,980	7,086	(106)
Other Premises	2,026	1,158	1,161	(3)
Supplies & Services	1,389	743	642	101
Book Fund	160	73	65	8
Hired & Contracted Services	1,165	488	492	(4)
Food Provisions	470	240	209	31
School Meals Food	1,980	744	656	88
Transport	51	28	25	3
Other Agency Costs	390	194	183	11
Waste Disposal Contracts	5,900	3,306	3,352	(46)
Grants To Voluntary Organisations	67	17	2	15
Grant To Norton Priory	172	87	87	0
Rolling Projects	7	7	7	0
Capital Financing	101	101	101	0
<b>Total Expenditure</b>	<b>27,775</b>	<b>14,166</b>	<b>14,068</b>	<b>98</b>
<b><u>Income</u></b>				
Sales Income	-1,879	-945	-767	(178)
School Meals Sales	-2,368	-961	-839	(122)
Fees & Charges Income	-6,073	-3,329	-2,723	(606)
Rents Income	-225	-126	-111	(15)
Government Grant Income	-1,198	-1,018	-1,050	32
Reimbursements & Other Grant Income	-681	-271	-241	(30)
Schools SLA Income	-1,347	-1,347	-1,346	(1)
Internal Fees Income	-172	-92	-74	(18)
School Meals Other Income	-254	-105	-66	(39)
Catering Fees	-177	-83	-56	(27)
Capital Salaries	-123	-53	-61	8
Rolling Projects Income	0	0	-45	45
Transfers From Reserves	-125	-125	-125	0
<b>Total Income</b>	<b>-14,622</b>	<b>-8,455</b>	<b>-7,504</b>	<b>(951)</b>
<b>Net Operational Expenditure</b>	<b>13,153</b>	<b>5,711</b>	<b>6,564</b>	<b>(853)</b>
<b><u>Recharges</u></b>				
Premises Support	1,558	779	779	0
Transport Recharges	3,069	1,376	1,376	0
Central Support Services	3,665	1,871	1,871	0
Asset Charges	93	0	0	0
HBC Support Costs Income	-421	-286	-286	0
<b>Net Total Recharges</b>	<b>7,964</b>	<b>3,740</b>	<b>3,740</b>	<b>0</b>
<b>Net Department Expenditure</b>	<b>21,117</b>	<b>9,451</b>	<b>10,304</b>	<b>(853)</b>

### Comments on the above figures

The net Department budget is £853,000 over budget profile at the end of the second quarter of the 2018/19 financial year.

Employee budgets are based on full time equivalent staffing numbers of 477.

Employee spend is currently over budget, mainly due to staff savings targets for the department which are not being met in all areas due to the need to maintain frontline services in areas such as School Meals and Open Spaces. Employee spend against budget to date has improved since Quarter 1 due to some areas operating with vacancies, although this is having an adverse impact on certain income streams. Casual and overtime usage across the Department is £260,685 over the profiled budget to date. Agency spend is over £43,000 higher than what it was at the same stage last year.

Income targets had been reduced by approximately £200k this year, although in many areas, the department will again struggle to meet the budgeted income amounts. Fees and charges will be the main source of concern again, with large shortfalls on Leisure Centre income due to cancelled classes as staff vacancies cannot be filled, and a continued reduction in the number of memberships being taken out. The Brindley is struggling to meet income targets and has suffered lower than expected ticket sales over the summer due to the World Cup and several weeks of unusually hot weather, although it is hoped that sales will increase coming in to the busier winter season. With no concert or significant event at the Stadium, planned events income will underachieve significantly at year-end.

Other areas where income targets are not being achieved include catering, event income, sponsorship income and architect fees within the Open Spaces division.

Sales income is again currently short of the target to date mainly due to Stadium Bars and Catering, and Municipal Catering. So far income is down on these activities compared to the same stage last year and there is no evidence to be able to project anything more hopeful for the remainder of the year. Currently sponsorship income for the Stadium is under review but this also stands to underachieve significantly by year-end.

Rental income is a concern with Liverpool and Everton Ladies not currently allowed to play at the Stadium under FIFA regulations. It is hoped this can be addressed with a new pitch on which work is due to start in Quarter, however this year's income will be significantly affected, and it is not certain that these tenants will return next year.

Based on current demand and estimated income streams it is forecast the department will be approximately overspent by £1.8m at the end of the year.



**COMMUNITY & ENVIRONMENT DEPARTMENT****Capital Projects as at 30<sup>th</sup> September 2018**

	2018-19 Capital Allocation £'000	Allocation to Date £'000	Actual Spend £'000	Total Allocation Remaining £'000
Stadium Minor Works	50	25	17	<b>33</b>
Stadium Pitch	300	0	0	<b>300</b>
Brindley Cafe Extension	80	30	6	<b>74</b>
Children's Playground Equipment	61	0	-1	<b>62</b>
Landfill Tax Credit Schemes	340	0	0	<b>340</b>
Upton Improvements	13	0	0	<b>13</b>
The Glen Play Area	41	0	0	<b>41</b>
Runcorn Hill Park	5	5	3	<b>2</b>
Crow Wood Park Play Area	478	5	5	<b>473</b>
Open Spaces Schemes	611	100	128	<b>483</b>
Peelhouse Lane Cemetery	500	25	16	<b>484</b>
Peelhouse Lane Cemetery - Enabling Works	33	0	7	<b>26</b>
Phoenix Park	100	80	103	<b>(3)</b>
Victoria Park Glass House	170	0	0	<b>270</b>
Sandymoor Playing Fields	1,032	560	470	<b>562</b>
Widnes & Runcorn Cemeteries - Garage & Storage	190	0	0	<b>210</b>
Litter Bins	20	0	0	<b>20</b>
<b>Total</b>	<b>4,024</b>	<b>830</b>	<b>748</b>	<b>3,390</b>

**POLICY, PLANNING & TRANSPORTATION**

**Revenue Budget as at 30<sup>th</sup> September 2018**

	Annual Budget  £'000	Budget To Date  £'000	Actual To Date  £'000	Variance to Date (Overspend) £'000
<b><u>Expenditure</u></b>				
Employees	4,510	2,174	2,073	101
Other Premises	168	96	86	10
Contracted Services	209	83	97	(14)
Supplies & Services	157	78	75	3
Street Lighting	1,700	492	387	105
Highways Maintenance	2,446	861	861	0
Fleet Transport	1,413	484	484	0
Lease Car Contracts	1	0	0	0
Bus Support	649	285	282	3
Finance Charges	145	4	4	0
Contribution to Reserves	201	0	0	0
Grants to Vol. Organisations	61	29	29	0
LCR Levy	882	220	220	0
NRA Levy	64	64	64	0
<b>Total Expenditure</b>	<b>12,606</b>	<b>4,870</b>	<b>4,662</b>	<b>208</b>
<b><u>Income</u></b>				
Sales	-351	-133	-133	0
Planning Fees	-526	-245	-220	(25)
Building Control Fees	-209	-104	-92	(12)
Other Fees & Charges	-646	-406	-424	18
Rent	-9	0	0	0
Grants & Reimbursements	-177	-191	-228	37
Government Grant Income	-126	0	0	0
Efficiency Savings	-68	-9	-9	0
Schools SLAs	-43	-44	-45	1
Capital Salaries	-317	-13	-13	0
LCR Levy Reimbursement	-882	-220	-220	0
<b>Total Income</b>	<b>-3,354</b>	<b>-1,365</b>	<b>-1,384</b>	<b>19</b>
<b>Net Operational Expenditure</b>	<b>9,252</b>	<b>3,505</b>	<b>3,278</b>	<b>227</b>
<b><u>Recharges</u></b>				
Premises Recharges	642	321	321	0
Transport Recharges	771	356	356	0
Asset Charges	539	0	0	0
Central Recharges	1,732	866	866	0
Transport Recharge Income	-4,896	-1,969	-1,969	0
Central Recharge Income	-866	-398	-398	0
<b>Net Total Recharges</b>	<b>-2,078</b>	<b>-824</b>	<b>-824</b>	<b>0</b>
<b>Net Department Expenditure</b>	<b>7,173</b>	<b>2,681</b>	<b>2,454</b>	<b>227</b>

### **Comments on the above figures**

Employee spend is currently under budget mainly due to there being a number of vacancies within Building Control and Highway teams. It is projected that the vacancies will remain vacant for the next quarter.

Employee budgets are based on full time equivalent staffing numbers of 113.

Other premises costs are anticipated to be under budget due to lower energy costs from a recently refurbished Lower House Lane Depot.

The underspend to date on Street Lighting is due to reduced energy costs associated with the capital project for lighting upgrades.

Supplies and services are under budget due to a conscious effort from all budget holders to reduce spending where possible.

Both planning and building control income targets are not anticipated to achieve their income budgets for this financial year. This is due to staffing issues, along with continued competition from Approved Inspectors charging rates that the Council cannot compete with.

There are income budgets such as repairs, access crossing and Section 74 overrun charges that are projected to overachieve, although these are areas where income is received on an ad-hoc basis and therefore income levels are unpredictable

At this point it is forecast the department outturn net spend will be within the allocated budget.

**POLICY, PLANNING & TRANSPORTATION**

**Capital Projects as at 30<sup>th</sup> September 2018**

<b>Capital Expenditure</b>	<b>2018/19 Capital Allocation £'000</b>	<b>Allocation to Date £'000</b>	<b>Actual Spend £'000</b>	<b>Total Allocation Remaining £'000</b>
<b><u>Local Transport Plan</u></b>				
<b>Bridges &amp; Highway Maintenance</b>				
Bridge Assess, Strength & Maintenance	1,546	361	361	1,838
Road Maintenance	2,093	279	279	1,814
<b>Total Bridge &amp; Highway Maintenance</b>	<b>3,639</b>	<b>640</b>	<b>640</b>	<b>3,652</b>
<b>Integrated Transport</b>	<b>460</b>	<b>115</b>	<b>115</b>	<b>345</b>
<b>STEP Schemes</b>	<b>2,643</b>	<b>66</b>	<b>66</b>	<b>2,577</b>
<b>SJB MM – Arch Painting</b>	<b>6,665</b>	<b>3,023</b>	<b>3,023</b>	<b>3,642</b>
<b>SJB deck reconfiguration</b>	<b>600</b>	<b>0</b>	<b>0</b>	<b>600</b>
<b>SJB decoupling</b>	<b>9,596</b>	<b>230</b>	<b>230</b>	<b>9,366</b>
<b>KRN – Earle Rd Gyrotory</b>	<b>1,150</b>	<b>129</b>	<b>129</b>	<b>1,021</b>
<b>Ditton Loops</b>	<b>1,000</b>	<b>113</b>	<b>113</b>	<b>887</b>
<b>Total Local Transport Plan</b>	<b>25,753</b>	<b>4,316</b>	<b>4,316</b>	<b>21,437</b>
<b>Halton Borough Council</b>				
Street Lighting	282	23	23	259
Lighting Upgrades	500	0	0	500
Risk Management	170	0	0	170
Fleet Vehicles	1,513	434	434	1,079
<b>Total Halton Borough Council</b>	<b>2,465</b>	<b>457</b>	<b>457</b>	<b>2,008</b>
<b>Total Capital Expenditure</b>	<b>28,218</b>	<b>4,773</b>	<b>4,773</b>	<b>23,445</b>

**Comments on the above figures.**

The fourth year of the STEP (Sustainable Transport Enhancement Package) programme has begun with grant allocations being agreed by the LCR.

The SJB MM (Silver Jubilee Bridge Major Maintenance) arch painting programme is continuing.




Works are continuing for the lighting upgrade programme.

Spend on capital projects are still relatively low in quarter 2 but these are expected to pick up during the remainder of the financial year. Capital allocations are in the main expected to be fully spent by year end.





## 8.0 Application of Symbols

Symbols are used in the following manner:

### Progress Symbols

<u>Symbol</u>	<u>Objective</u>	<u>Performance Indicator</u>
Green 	Indicates that the <u>objective is on course to be achieved</u> within the appropriate timeframe.	<i>Indicates that the annual target <u>is on course to be achieved</u>.</i>
Amber 	Indicates that it is <u>uncertain or too early to say at this stage</u> whether the milestone/objective will be achieved within the appropriate timeframe.	<i>Indicates that it is <u>uncertain or too early to say at this stage</u> whether the annual target is on course to be achieved</i>
Red 	Indicates that it is <u>highly likely or certain</u> that the objective will not be achieved within the appropriate timeframe.	<i>Indicates that the target <u>will not be achieved</u> unless there is an intervention or remedial action taken.</i>

### Direction of Travel Indicator

Green 	Indicates that performance <b>is better</b> as compared to the same period last year.
Amber 	Indicates that performance <b>is the same</b> as compared to the same period last year.
Red 	Indicates that performance <b>is worse</b> as compared to the same period last year.
N / A 	Indicates that the measure cannot be compared to the same period last year.