

Better Care Fund 2021-22 Template

1. Guidance

Overview

Note on entering information into this template

Throughout the template, cells which are open for input have a yellow background and those that are pre-populated have a blue background, as below:

Data needs inputting in the cell

Pre-populated cells

Note on viewing the sheets optimally

For a more optimal view each of the sheets and in particular the drop down lists clearly on screen, please change the zoom level between 90% - 100%. Most drop downs are also available to view as lists within the relevant sheet or in the guidance sheet for readability if required.

The details of each sheet within the template are outlined below.

Checklist (click to go to Checklist, included in the Cover sheet)

1. This section helps identify the sheets that have not been completed. All fields that appear as incomplete should be completed before sending to the Better Care Fund Team.
2. The checker column, which can be found on the individual sheets, updates automatically as questions are completed. It will appear 'Red' and contain the word 'No' if the information has not been completed. Once completed the checker column will change to 'Green' and contain the word 'Yes'
3. The 'sheet completed' cell will update when all 'checker' values for the sheet are green containing the word 'Yes'.
4. Once the checker column contains all cells marked 'Yes' the 'Incomplete Template' cell (below the title) will change to 'Template Complete'.
5. Please ensure that all boxes on the checklist are green before submission.

2. Cover (click to go to sheet)

1. The cover sheet provides essential information on the area for which the template is being completed, contacts and sign off.
2. Question completion tracks the number of questions that have been completed; when all the questions in each section of the template have been completed the cell will turn green. Only when all cells are green should the template be sent to the Better Care Fund Team:
england.bettercarefundteam@nhs.net
(please also copy in your respective Better Care Manager)

4. Income (click to go to sheet)

1. This sheet should be used to specify all funding contributions to the Health and Wellbeing Board's (HWB) Better Care Fund (BCF) plan and pooled budget for 2021-22. It will be pre-populated with the minimum CCG contributions to the BCF, Disabled Facilities Grant (DFG) and improved Better Care Fund (iBCF). These cannot be edited.
2. Please select whether any additional contributions to the BCF pool are being made from local authorities or the CCGs and as applicable enter the amounts in the fields highlighted in 'yellow'. These will appear as funding sources when planning expenditure. The fields for Additional contributions can be used to include any relevant carry-overs from the previous year.
3. Please use the comment boxes alongside to add any specific detail around this additional contribution including any relevant carry-overs assigned from previous years. All allocations are rounded to the nearest pound.
4. For any questions regarding the BCF funding allocations, please contact england.bettercarefundteam@nhs.net

5. Expenditure (click to go to sheet)

This sheet should be used to set out the schemes that constitute the BCF plan for the HWB including the planned expenditure and the attributes to describe the scheme. This information is then aggregated and used to analyse the BCF plans nationally and sets the basis for future reporting and to particularly demonstrate that National Conditions 2 and 3 are met.

The table is set out to capture a range of information about how schemes are being funded and the types of services they are providing. There may be scenarios when several lines need to be completed in order to fully describe a single scheme or where a scheme is funded by multiple funding streams (eg: iBCF and CCG minimum). In this case please use a consistent scheme ID for each line to ensure integrity of aggregating and analysing schemes.

On this sheet please enter the following information:

1. Scheme ID:

- This field only permits numbers. Please enter a number to represent the Scheme ID for the scheme being entered. Please enter the same Scheme ID in this column for any schemes that are described across multiple rows.

2. Scheme Name:

- This is a free text field to aid identification during the planning process. Please use the scheme name consistently if the scheme is described across multiple lines in line with the scheme ID described above.

3. Brief Description of Scheme

- This is a free text field to include a brief headline description of the scheme being planned.

4. Scheme Type and Sub Type:

- Please select the Scheme Type from the drop-down list that best represents the type of scheme being planned. A description of each scheme is available in tab 5b.

- Where the Scheme Types has further options to choose from, the Sub Type column alongside will be editable and turn "yellow". Please select the Sub Type from the drop down list that best describes the scheme being planned.

- Please note that the drop down list has a scroll bar to scroll through the list and all the options may not appear in one view.

- If the scheme is not adequately described by the available options, please choose 'Other' and add a free field description for the scheme type in the column alongside. Please try to use pre-populated scheme types and sub types where possible, as this data is important to our understanding of how BCF funding is being used and levels of investment against different priorities.

- The template includes a field that will inform you when more than 5% of mandatory spend is classed as other.

5. Area of Spend:

- Please select the area of spend from the drop-down list by considering the area of the health and social care system which is most supported by investing in the scheme.

- Please note that where 'Social Care' is selected and the source of funding is "CCG minimum" then the planned spend would count towards National Condition 2.

- If the scheme is not adequately described by the available options, please choose 'Other' and add a free field description for the scheme type in the column alongside.

- We encourage areas to try to use the standard scheme types where possible.

6. Commissioner:

- Identify the commissioning body for the scheme based on who is responsible for commissioning the scheme from the provider.

- Please note this field is utilised in the calculations for meeting National Condition 3.

- If the scheme is commissioned jointly, please select 'Joint'. Please estimate the proportion of the scheme being commissioned by the local authority and CCG/NHS and enter the respective percentages on the two columns.

7. Provider:

- Please select the 'Provider' commissioned to provide the scheme from the drop-down list.

- If the scheme is being provided by multiple providers, please split the scheme across multiple lines.

8. Source of Funding:

- Based on the funding sources for the BCF pool for the HWB, please select the source of funding for the scheme from the drop down list. This includes additional, voluntarily pooled contributions from either the CCG or Local authority

- If the scheme is funding across multiple sources of funding, please split the scheme across multiple lines, reflecting the financial contribution from each.

9. Expenditure (£) 2021-22:

- Please enter the planned spend for the scheme (or the scheme line, if the scheme is expressed across multiple lines)

10. New/Existing Scheme

- Please indicate whether the planned scheme is a new scheme for this year or an existing scheme being carried forward.

This is the only detailed information on BCF schemes being collected centrally for 2021-22 and will inform the understanding of planned spend for the iBCF grant and spend from BCF sources on discharge.

6. Metrics (click to go to sheet)

This sheet should be used to set out the HWB's performance plans for each of the BCF metrics in 2021-22. The BCF requires trajectories and plans agreed for the fund's metrics. Systems should review current performance and set realistic, but stretching ambitions for the last two quarters of 2021-22.

The previous measure of Non Elective Admissions is being replaced with a measure of Unplanned Admissions for Chronic Ambulatory Care Sensitive Conditions. Performance data on this indicator up to 2019-20, by local authority can be found at:

<https://digital.nhs.uk/data-and-information/publications/statistical/nhs-outcomes-framework/february-2021/domain-2-enhancing-quality-of-life-for-people-with-long-term-conditions-nof/2.3.i-unplanned-hospitalisation-for-chronic-ambulatory-care-sensitive-conditions>

A data pack showing breakdowns of data for new metrics (discharge and avoidable admissions) is available on the Better Care Exchange.

For each metric, systems should include a narrative that describes:

- a rationale for the ambition set, based on current and recent data, planned activity and expected demand

- how BCF funded schemes and integrated care will support performance against this metric, including any new or amended services.

1. Unplanned admissions for chronic ambulatory sensitive conditions:

- This section requires the area to input a planned rate for these admissions, per hundred thousand people for the year. This is the current NHS Outcomes Framework indicator 2.3i.

- The numerator is calculated based on the expected number of unplanned admissions for ambulatory sensitive conditions during the year.

- The denominator is the local population based on Census mid year population estimates for the HWB.

- Technical definitions for the guidance can be found here:

https://files.digital.nhs.uk/A0/76B7F6/NHSOF_Domain_2_S.pdf

2. Length of Stay.

- Areas should agree ambitions for minimising the proportion of patients in acute hospital who have been an inpatient for 14 days or more and the number that have been an inpatient for 21 days or more. This metric should be expressed as a percentage of overall patients.
- The ambition should be set for the HWB area. The data for this metric is obtained from the Secondary Uses Service (SUS) database and is collected at hospital trust. A breakdown of data from SUS by local authority of residence has been made available on the Better Care Exchange to assist areas to set ambitions. Ambitions should be set as the average percentage of inpatient beds occupied by patients with a length of stay of 14 days and over and 21 days and over for Q3 2021-22 and for Q4 2021-22 for people resident in the HWB.

- Plans should be agreed between CCGs, Local Authorities and Hospital Trusts and areas should ensure that ambitions agreed for 21 days or more are consistent across Local Trusts and BCF plans.

- The narrative should set out the approach that has been taken to agreeing and aligning plans for this metric

3. Discharge to normal place of residence.

- Areas should agree ambitions for the percentage of people who are discharged to their normal place of residence following an inpatient stay.

- The ambition should be set for the health and wellbeing board area. The data for this metric is obtained from the Secondary Uses Service database and is collected at hospital trust. A breakdown of data from SUS by local authority of residence has been made available on the Better Care Exchange to assist areas to set ambitions. Ambitions should be set as the percentage of all discharges where the destination of discharge is the person's usual place of residence.

4. Residential Admissions (RES) planning:

- This section requires inputting the information for the numerator of the measure.

- Please enter the planned number of council-supported older people (aged 65 and over) whose long-term support needs will be met by a change of setting to residential and nursing care during the year (excluding transfers between residential and nursing care) for the Residential Admissions numerator measure.

- The prepopulated denominator of the measure is the size of the older people population in the area (aged 65 and over) taken from Office for National Statistics (ONS) subnational population projections.

- The annual rate is then calculated and populated based on the entered information.

5. Reablement planning:

- This section requires inputting the information for the numerator and denominator of the measure.

- Please enter the planned denominator figure, which is the planned number of older people discharged from hospital to their own home for rehabilitation (or from hospital to a residential or nursing care home or extra care housing for rehabilitation, with a clear intention that they will move on/back to their own home).

- Please then enter the planned numerator figure, which is the planned number of older people discharged from hospital to their own home for rehabilitation (from within the denominator) that will still be at home 91 days after discharge.

- The annual proportion (%) Reablement measure will then be calculated and populated based on this information.

7. Planning Requirements [\(click to go to sheet\)](#)

This sheet requires the Health & Wellbeing Board to confirm whether the National Conditions and other Planning Requirements detailed in the BCF Policy Framework and the BCF Requirements document are met. Please refer to the BCF Policy Framework and BCF Planning Requirements documents for 2021-22 for further details.

The sheet also sets out where evidence for each Key Line of Enquiry (KLOE) will be taken from.

The KLOEs underpinning the Planning Requirements are also provided for reference as they will be utilised to assure plans by the regional assurance panel.

1. For each Planning Requirement please select 'Yes' or 'No' to confirm whether the requirement is met for the BCF Plan.

2. Where the confirmation selected is 'No', please use the comments boxes to include the actions in place towards meeting the requirement and the target timeframes.



Version 1.0

Please Note:

- You are reminded that much of the data in this template, to which you have privileged access, is management information only and is not in the public domain. It is not to be shared more widely than is necessary to complete the return.
- Please prevent inappropriate use by treating this information as restricted, refrain from passing information on to others and use it only for the purposes for which it is provided. Any accidental or wrongful release should be reported immediately and may lead to an inquiry. Wrongful release includes indications of the content, including such descriptions as "favourable" or "unfavourable".
- Please note that national data for plans is intended for release in aggregate form once plans have been assured, agreed and baselined as per the due process outlined in the BCF Planning Requirements for 2021-22.
- This template is password protected to ensure data integrity and accurate aggregation of collected information. A resubmission may be required if this is breached.

Health and Wellbeing Board: Halton

Completed by: Emma Sutton-Thompson

E-mail: Emma.Sutton-Thompson@halton.gov.uk

Contact number: 0151 511 7398

Please indicate who is signing off the plan for submission on behalf of the HWB (delegated authority is also accepted):

Job Title: Chairperson of HWBB

Name: Councillor Marie Wright

Has this plan been signed off by the HWB at the time of submission? Delegated authority pending full HWB meeting

If no, or if sign-off is under delegated authority, please indicate when the HWB is expected to sign off the plan: Wed 19/01/2022

<< Please enter using the format, DD/MM/YYYY
Please note that plans cannot be formally approved and Section 75 agreements cannot be finalised until a plan, signed off by the HWB has been submitted.

	Role:	Professional Title (where applicable)	First-name:	Surname:	E-mail:
*Area Assurance Contact Details:	Health and Wellbeing Board Chair	Councillor	Marie	Wright	Marie.wright@halton.gov.uk
	Clinical Commissioning Group Accountable Officer (Lead)	N/A	Leigh	Thompson	Leigh.Thompson@nhs.net
	Additional Clinical Commissioning Group(s) Accountable Officers	N/A	Andrew	Davies	Andrewdavies@nhs.net
	Local Authority Chief Executive	N/A	David	Parr	David.parr@halton.gov.uk
	Local Authority Director of Adult Social Services (or equivalent)	N/A	Sue	Wallace-Bonner	Susan.Wallace-bonner@halton.gov.uk
	Better Care Fund Lead Official	N/A	Damian	Nolan	Damian.nolan@halton.gov.uk
	LA Section 151 Officer	N/A	Ed	Dawson	Ed.dawson@halton.gov.uk
	BCF Support	N/A	Emma	Sutton-Thompson	Emma.Sutton-Thompson@halton.gov.uk
Please add further area contacts that you would wish to be included in official correspondence -->	Regional Support	N/A	Ruth	Proudlove	ruth.proudlove@nhs.net

*Only those identified will be addressed in official correspondence (such as approval letters). Please ensure all individuals are satisfied with the information entered above as this is exactly how they will appear in correspondence.

Question Completion - When all questions have been answered and the validation boxes below have turned green, please send the template to the Better Care Fund Team england.bettercarefundteam@nhs.net saving the file as 'Name HWB' for example 'County Durham HWB'. Please also copy in your Better Care Manager.

Template Completed

	Complete:
2. Cover	Yes
4. Income	Yes
5a. Expenditure	Yes
6. Metrics	Yes
7. Planning Requirements	Yes

[<< Link to the Guidance sheet](#)

[^^ Link back to top](#)

Better Care Fund 2021-22 Template

3. Summary

Selected Health and Wellbeing Board:

Halton

Income & Expenditure

[Income >>](#)

Funding Sources	Income	Expenditure	Difference
DFG	£1,994,703	£1,994,703	£0
Minimum CCG Contribution	£11,431,477	£11,431,477	£0
iBCF	£6,776,781	£6,776,781	£0
Additional LA Contribution	£639,130	£639,130	£0
Additional CCG Contribution	£0	£0	£0
Total	£20,842,091	£20,842,091	£0

[Expenditure >>](#)

NHS Commissioned Out of Hospital spend from the minimum CCG allocation

Minimum required spend	£3,248,502
Planned spend	£4,748,131

Adult Social Care services spend from the minimum CCG allocations

Minimum required spend	£5,745,275
Planned spend	£6,198,267

Scheme Types

Assistive Technologies and Equipment	£823,000	(3.9%)
Care Act Implementation Related Duties	£0	(0.0%)
Carers Services	£470,894	(2.3%)
Community Based Schemes	£959,336	(4.6%)
DFG Related Schemes	£1,994,703	(9.6%)
Enablers for Integration	£0	(0.0%)
High Impact Change Model for Managing Transfer of C	£2,885,517	(13.8%)
Home Care or Domiciliary Care	£4,628,883	(22.2%)
Housing Related Schemes	£0	(0.0%)
Integrated Care Planning and Navigation	£809,741	(3.9%)
Bed based intermediate Care Services	£151,736	(0.7%)
Reablement in a persons own home	£1,893,425	(9.1%)
Personalised Budgeting and Commissioning	£0	(0.0%)
Personalised Care at Home	£0	(0.0%)
Prevention / Early Intervention	£61,905	(0.3%)
Residential Placements	£5,103,917	(24.5%)
Other	£1,059,034	(5.1%)
Total	£20,842,091	

[Metrics >>](#)

Avoidable admissions

	20-21 Actual	21-22 Plan
Unplanned hospitalisation for chronic ambulatory care sensitive conditions (NHS Outcome Framework indicator 2.3i)	1605 (1205.1)	1,605.0

Length of Stay

		21-22 Q3 Plan	21-22 Q4 Plan
Percentage of in patients, resident in the HWB, who have been an inpatient in an acute hospital for: i) 14 days or more ii) 21 days or more As a percentage of all inpatients	LOS 14+	12.5%	12.5%
	LOS 21+	7.1%	7.1%

Discharge to normal place of residence

		0	21-22 Plan
Percentage of people, resident in the HWB, who are discharged from acute hospital to their normal place of residence		0.0%	94.0%

Residential Admissions

		20-21 Actual	21-22 Plan
Long-term support needs of older people (age 65 and over) met by admission to residential and nursing care homes, per 100,000 population	Annual Rate	618	633

Reablement

		21-22 Plan
Proportion of older people (65 and over) who were still at home 91 days after discharge from hospital into reablement / rehabilitation services	Annual (%)	84.0%

[Planning Requirements >>](#)

Theme	Code	Response
NC1: Jointly agreed plan	PR1	Yes
	PR2	Yes
	PR3	Yes
NC2: Social Care Maintenance	PR4	Yes
NC3: NHS commissioned Out of Hospital Services	PR5	Yes
NC4: Plan for improving outcomes for people being discharged from hospital	PR6	Yes
Agreed expenditure plan for all elements of the BCF	PR7	Yes
Metrics	PR8	Yes

Better Care Fund 2021-22 Template

4. Income

Selected Health and Wellbeing Board:

Halton

Local Authority Contribution	
	Gross Contribution
Disabled Facilities Grant (DFG)	
Halton	£1,994,703
DFG breakdown for two-tier areas only (where applicable)	
Total Minimum LA Contribution (exc iBCF)	£1,994,703

iBCF Contribution	Contribution
Halton	£6,776,781
Total iBCF Contribution	£6,776,781

Are any additional LA Contributions being made in 2021-22? If yes, please detail below	Yes
--	-----

Local Authority Additional Contribution	Contribution	Comments - Please use this box clarify any specific uses or sources of funding
Halton	£639,130	Winter Pressures Grant
Total Additional Local Authority Contribution	£639,130	

CCG Minimum Contribution	Contribution
NHS Halton CCG	£11,431,477
Total Minimum CCG Contribution	£11,431,477

Are any additional CCG Contributions being made in 2021-22? If yes, please detail below	No
---	----

Additional CCG Contribution	Contribution	Comments - Please use this box clarify any specific uses or sources of funding
Total Additional CCG Contribution	£0	
Total CCG Contribution	£11,431,477	

	2021-22
Total BCF Pooled Budget	£20,842,091

Funding Contributions Comments Optional for any useful detail e.g. Carry over

Better Care Fund 2021-22 Template

5. Expenditure

Selected Health and Wellbeing Board:

Halton

[<< Link to summary sheet](#)

Running Balances	Income	Expenditure	Balance
DFG	£1,994,703	£1,994,703	£0
Minimum CCG Contribution	£11,431,477	£11,431,477	£0
iBCF	£6,776,781	£6,776,781	£0
Additional LA Contribution	£639,130	£639,130	£0
Additional CCG Contribution	£0	£0	£0
Total	£20,842,091	£20,842,091	£0

Please note:

Scheme Types categorised as 'Other' currently account for approx. 5% of the planned expenditure from the Mandatory Minimum. In order to reduce reporting ambiguity, we encourage limiting this to 5% if possible. While this may be difficult to avoid sometimes, we advise speaking to your respective Better Care Manager for further guidance.

Required Spend

This is in relation to National Conditions 2 and 3 only. It does NOT make up the total Minimum CCG Contribution (on row 31 above).

	Minimum Required Spend	Planned Spend	Under Spend
NHS Commissioned Out of Hospital spend from the minimum CCG allocation	£3,248,502	£4,748,131	£0
Adult Social Care services spend from the minimum CCG allocations	£5,745,275	£6,198,267	£0

Checklist

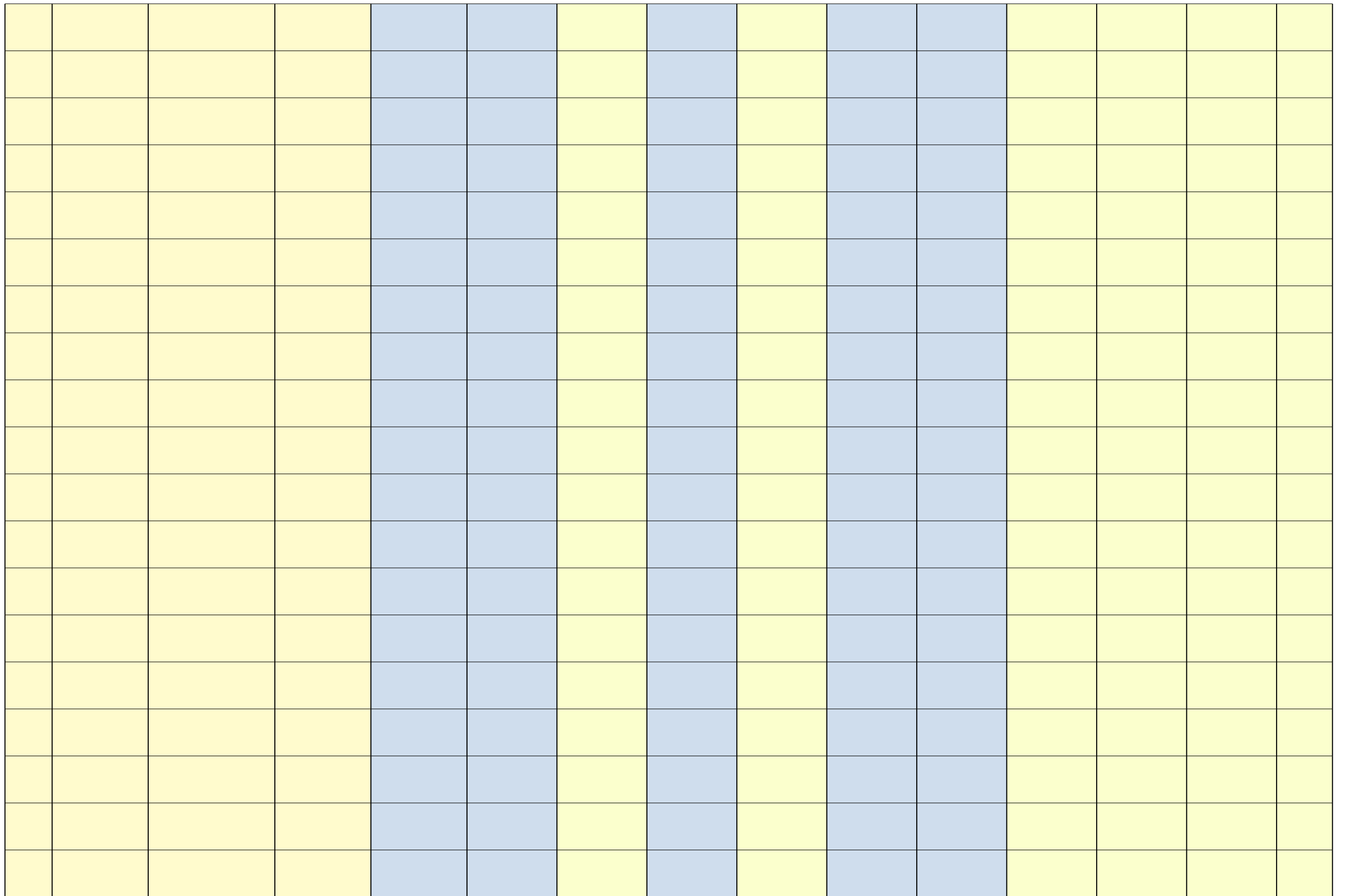
Column complete:

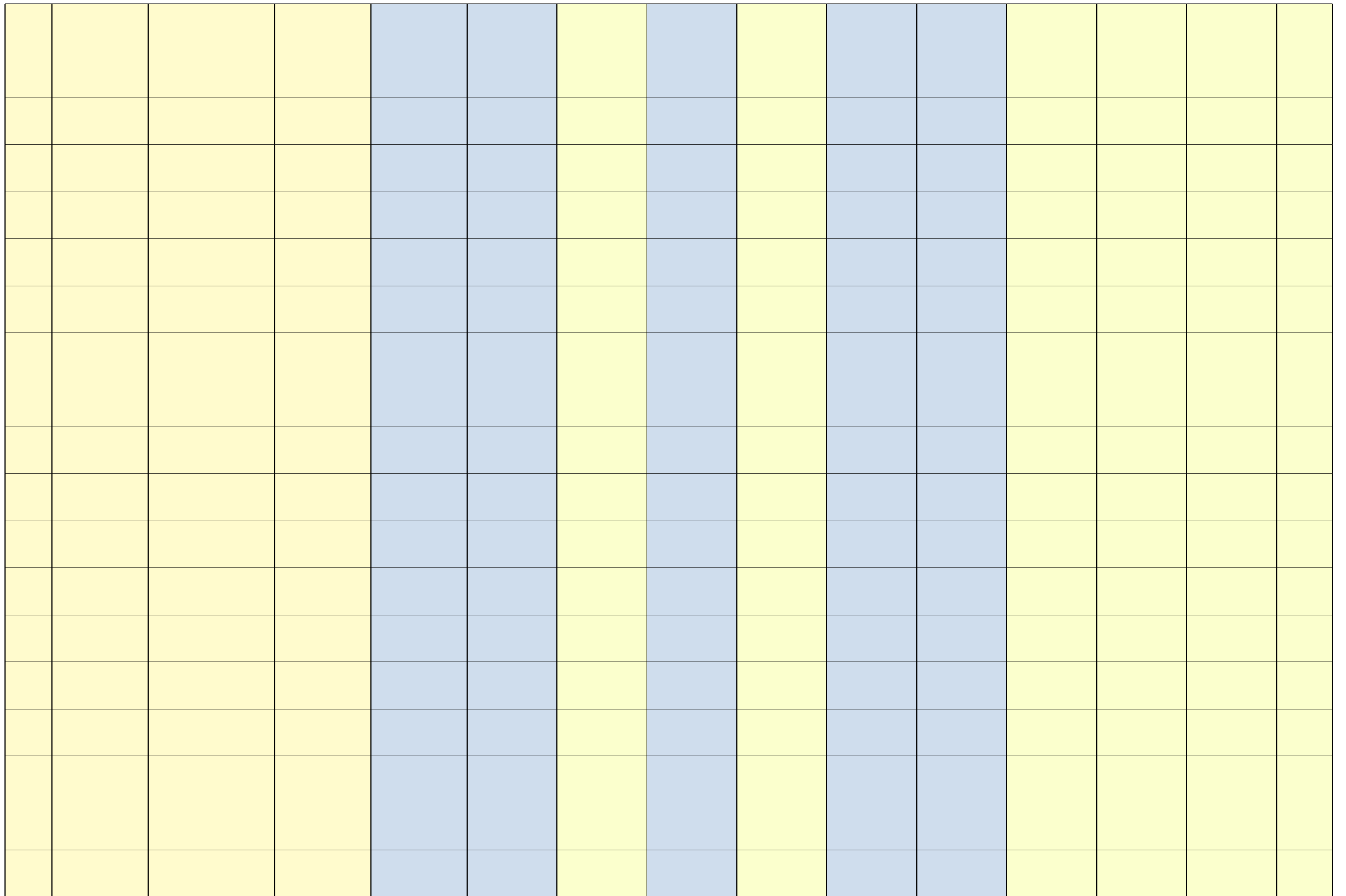
Yes	Yes	Yes	Yes	Yes	Yes	Yes	Yes	Yes	Yes	Yes	Yes	Yes	Yes
-----	-----	-----	-----	-----	-----	-----	-----	-----	-----	-----	-----	-----	-----

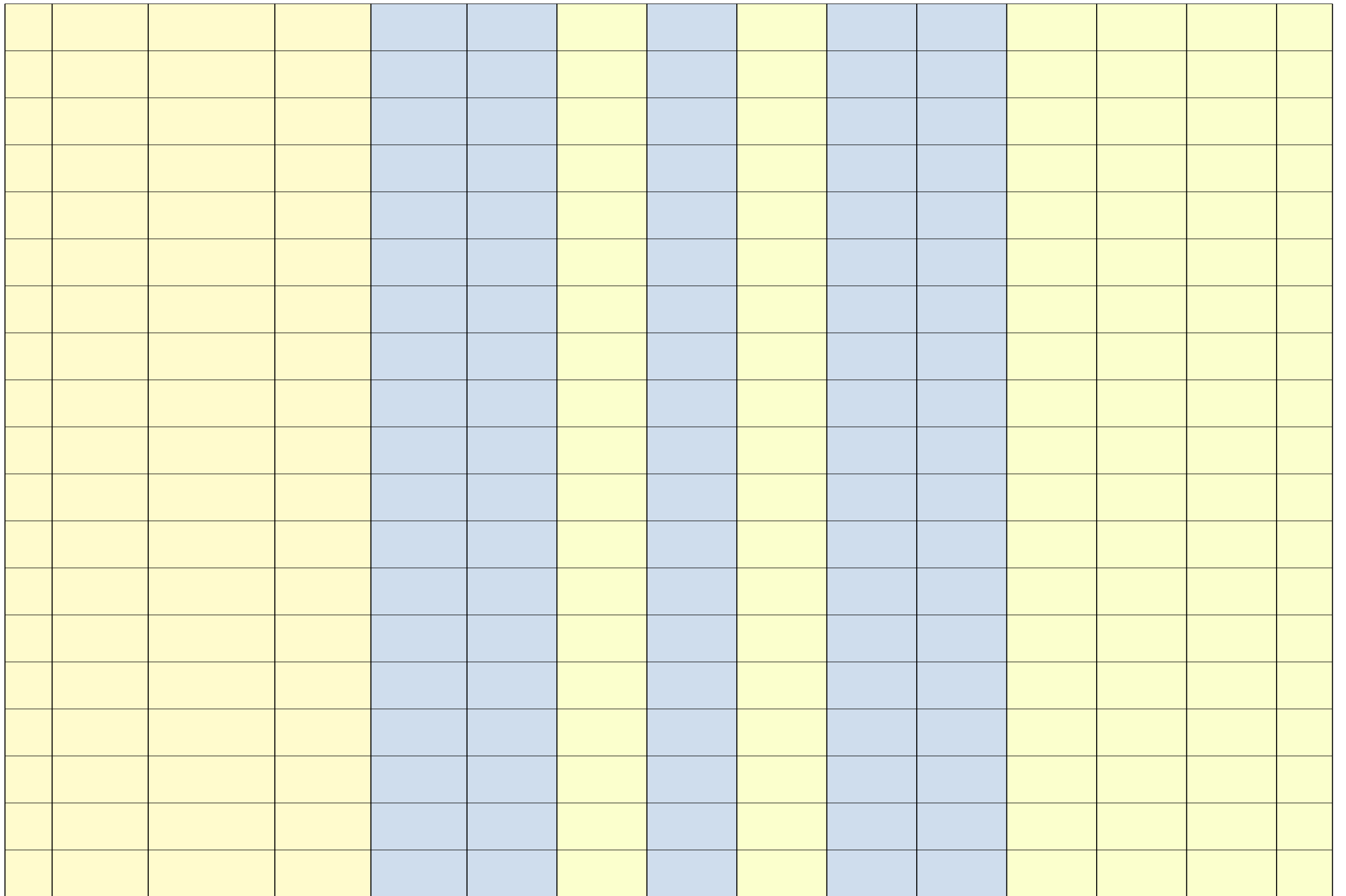
Sheet complete

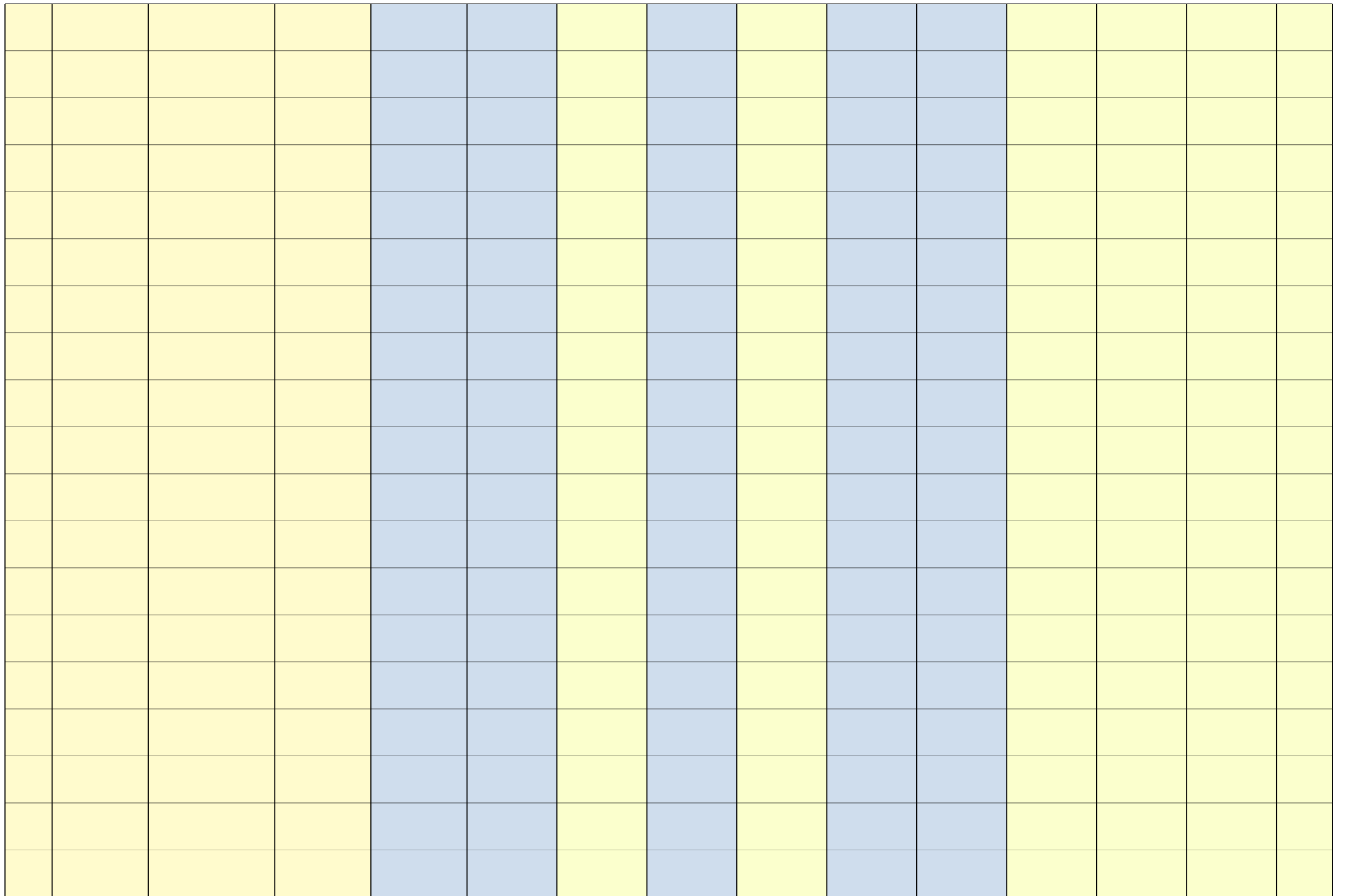
Scheme ID	Scheme Name	Brief Description of Scheme	Scheme Type	Sub Types	Please specify if 'Scheme Type' is 'Other'	Planned Expenditure								Expenditure (£)	New/ Existing Scheme
						Area of Spend	Please specify if 'Area of Spend' is 'other'	Commissioner	% NHS (if Joint Commissioner)	% LA (if Joint Commissioner)	Provider	Source of Funding			
1	Urgent Care/D2A	Integrated Discharge Team	Integrated Care Planning and Navigation	Care navigation and planning		Social Care		LA			Local Authority	Minimum CCG Contribution	£454,913	Existing	
2	Intermediate Care	Reablement/Rehab Services	Reablement in a persons own home	Reablement to support discharge -step down		Social Care		LA			Local Authority	Minimum CCG Contribution	£1,589,441	Existing	
3	Intermediate Care	Oak Meadow IC Beds	Residential Placements	Care home		Social Care		LA			Local Authority	Minimum CCG Contribution	£447,522	Existing	
4	Falls Prevention	Falls Service	Prevention / Early Intervention	Risk Stratification		Community Health		CCG			NHS Community Provider	Minimum CCG Contribution	£61,905	Existing	
5	Early Supported Discharge Scheme	Stroke Outreach Pathway	High Impact Change Model for Managing Transfer	Multi-Disciplinary/Multi-Agency Discharge		Acute		CCG			NHS Acute Provider	Minimum CCG Contribution	£169,171	Existing	
6	Care Home Placement/Trusted Assessor	Maintaining Social Care	Residential Placements	Care home		Social Care		LA			Private Sector	Minimum CCG Contribution	£1,014,044	Existing	
7	Domiciliary Care	Maintaining Social Care	Home Care or Domiciliary Care	Domiciliary care packages		Social Care		LA			Private Sector	Minimum CCG Contribution	£2,221,453	Existing	

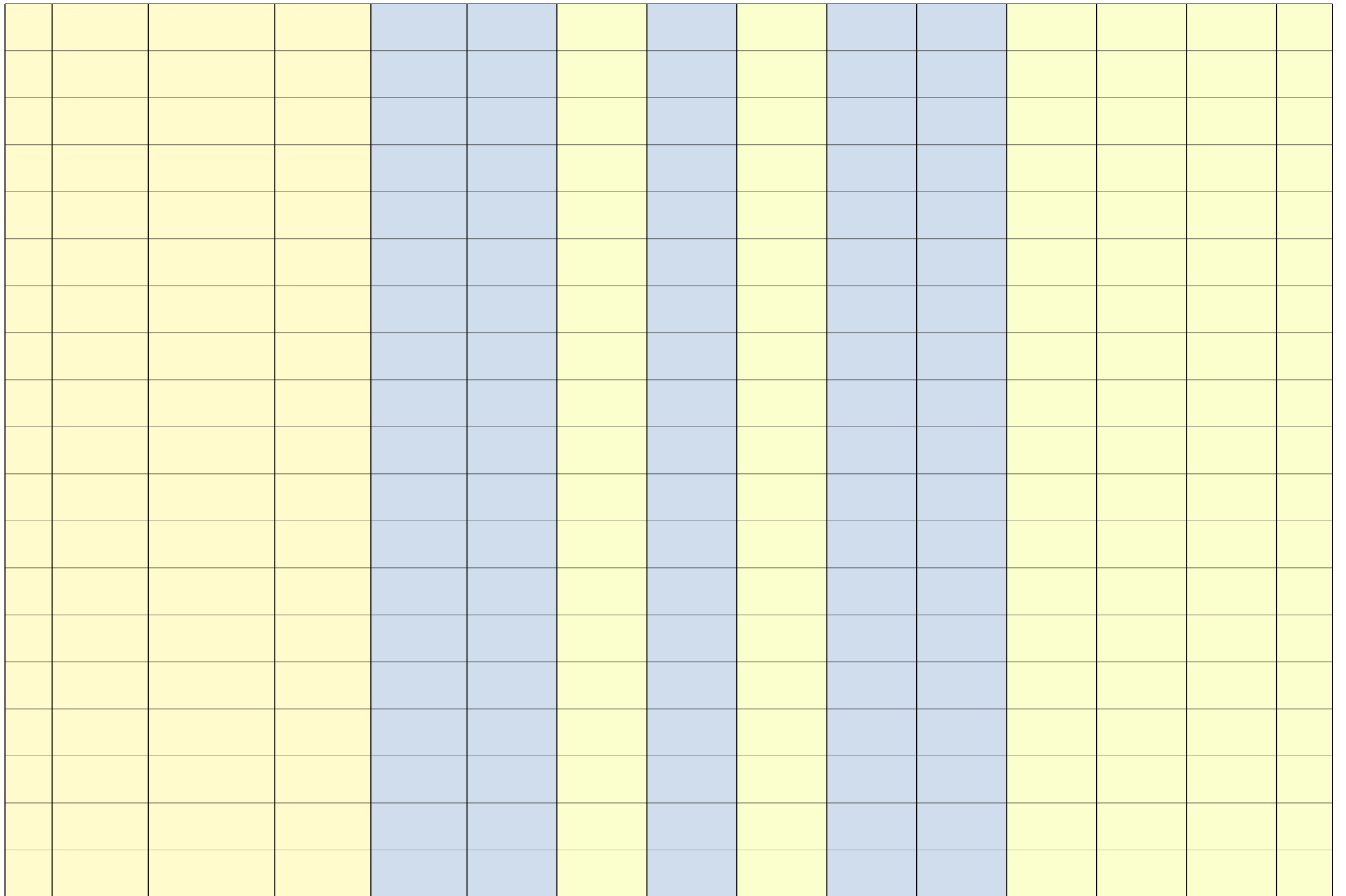
10	Integrated Services and Quality	Care Homes Liaison	Integrated Care Planning and Navigation	Care navigation and planning		Community Health		CCG			NHS Community Provider	Minimum CCG Contribution	£150,000	Existing
11	DFG and Equipment Adaptations	Equipment Service	Assistive Technologies and Equipment	Community based equipment		Community Health		CCG			NHS Community Provider	Minimum CCG Contribution	£783,000	Existing
12	DFG and Equipment Adaptations	DFG	DFG Related Schemes	Adaptations, including statutory DFG grants		Social Care		LA			Private Sector	DFG	£1,994,703	Existing
13	Development Fund	New expanded Intermediate Care model which includes	Other		Purchase additional capacity and	Other	Contingency	Joint	50.0%	50.0%	Local Authority	Minimum CCG Contribution	£968,039	Existing
20	Care Home Schemes	Improving Care Home Provision and aligning Primary Care	Integrated Care Planning and Navigation	Care navigation and planning		Community Health		CCG			NHS Community Provider	Minimum CCG Contribution	£204,828	Existing
21	Out of Hospital Care (OPAT)	Preventing DTOC, facilitating discharge	Community Based Schemes	Multidisciplinary teams that are supporting		Community Health		CCG			NHS Community Provider	Minimum CCG Contribution	£93,413	Existing
22	Intermediate Care - Bridgewater	Support to Intermediate Care Services	Bed based intermediate Care Services	Step down (discharge to assess pathway-2)		Community Health		CCG			Local Authority	Minimum CCG Contribution	£151,736	Existing
23	Elderly Day Unit (STHKT)	Support to Intermediate Care Services	High Impact Change Model for Managing Transfer	Early Discharge Planning		Community Health		CCG			NHS Acute Provider	Minimum CCG Contribution	£104,008	Existing
24	Community Respiratory Scheme	preventing DTOC, Facilitating discharge extending community	High Impact Change Model for Managing Transfer	Multi-Disciplinary/Multi-Agency Discharge		Community Health		CCG			NHS Community Provider	Minimum CCG Contribution	£142,517	Existing
25	Respiratory Out of Hospital Team	Extending community provision	Community Based Schemes	Multidisciplinary teams that are supporting		Community Health		CCG			NHS Community Provider	Minimum CCG Contribution	£330,777	Existing
26	Rehab Post Discharge (STHKT)	Providing services in the community enabling timely discharge	High Impact Change Model for Managing Transfer	Early Discharge Planning		Community Health		CCG			NHS Acute Provider	Minimum CCG Contribution	£1,677,173	Existing
27	Specialist Rehab (STHKT)	Enabling discharge and reducing DTOC	High Impact Change Model for Managing Transfer	Multi-Disciplinary/Multi-Agency Discharge		Acute		CCG			NHS Acute Provider	Minimum CCG Contribution	£196,643	Existing
29	Carers	Carers Centre	Carers Services	Other	Carer Support	Social Care		CCG			Charity / Voluntary Sector	Minimum CCG Contribution	£364,754	Existing
29	Carers	Carers Breaks	Carers Services	Respite services		Social Care		LA			Local Authority	Minimum CCG Contribution	£98,640	Existing
30	Halton Haven	Community based teams	Community Based Schemes	Multidisciplinary teams that are supporting		Community Health		CCG			Charity / Voluntary Sector	Minimum CCG Contribution	£200,000	New
31	Red Cross	Carers Services	Carers Services	Respite services		Social Care		LA			Charity / Voluntary Sector	Minimum CCG Contribution	£7,500	New
7	Domiciliary Care	Maintaining Social Care	Home Care or Domiciliary Care	Domiciliary care packages		Social Care		LA			Private Sector	iBCF	£2,407,430	Existing
14	Reablement First	Reablement first on discharge from hospital	High Impact Change Model for Managing Transfer	Home First/Discharge to Assess - process		Social Care		LA			Local Authority	iBCF	£394,990	Existing
14	Transforming Domiciliary Care	Bed based service (spot purchase)	High Impact Change Model for Managing Transfer	Home First/Discharge to Assess - process		Social Care		LA			Private Sector	iBCF	£201,015	Existing

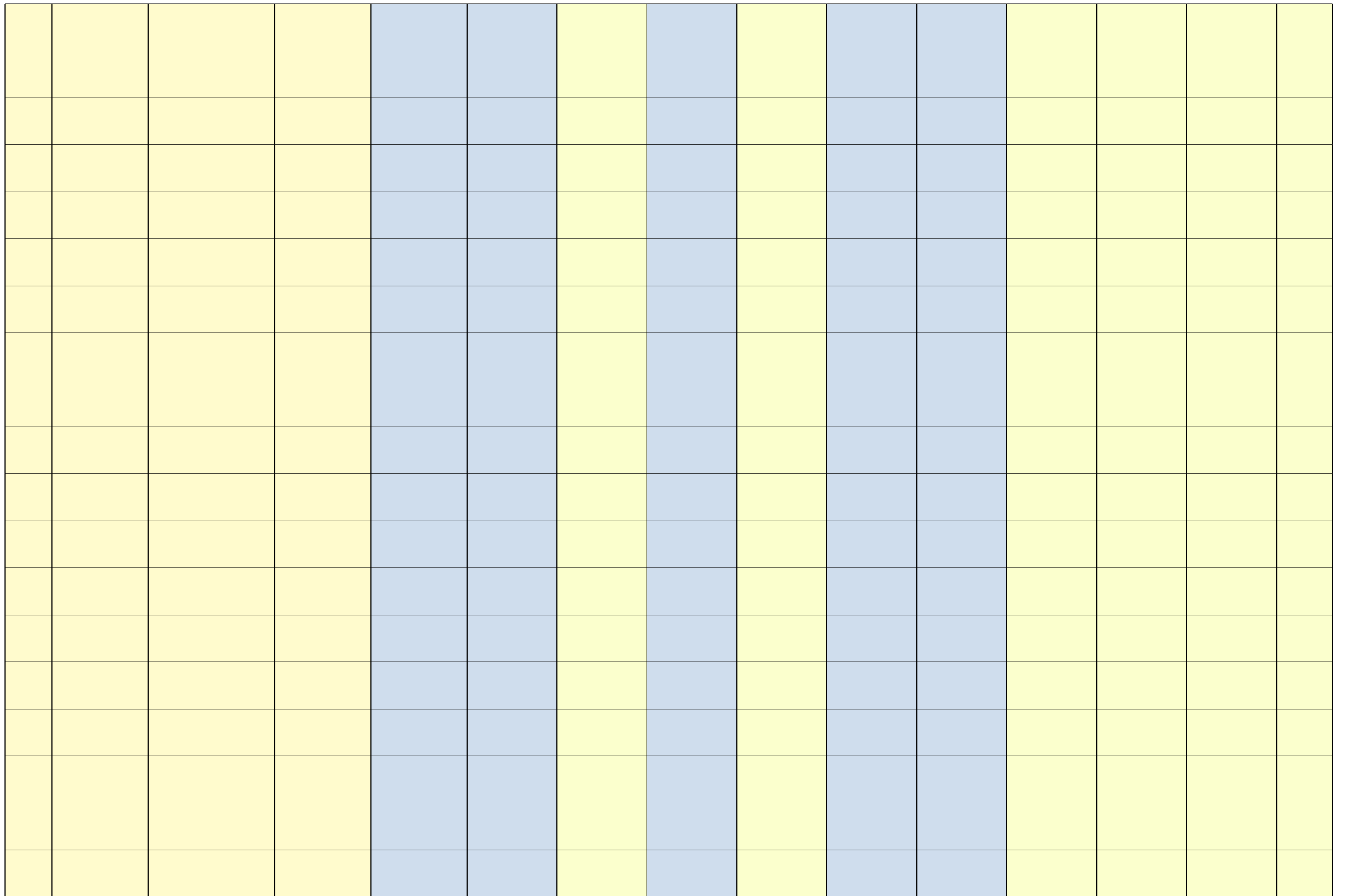


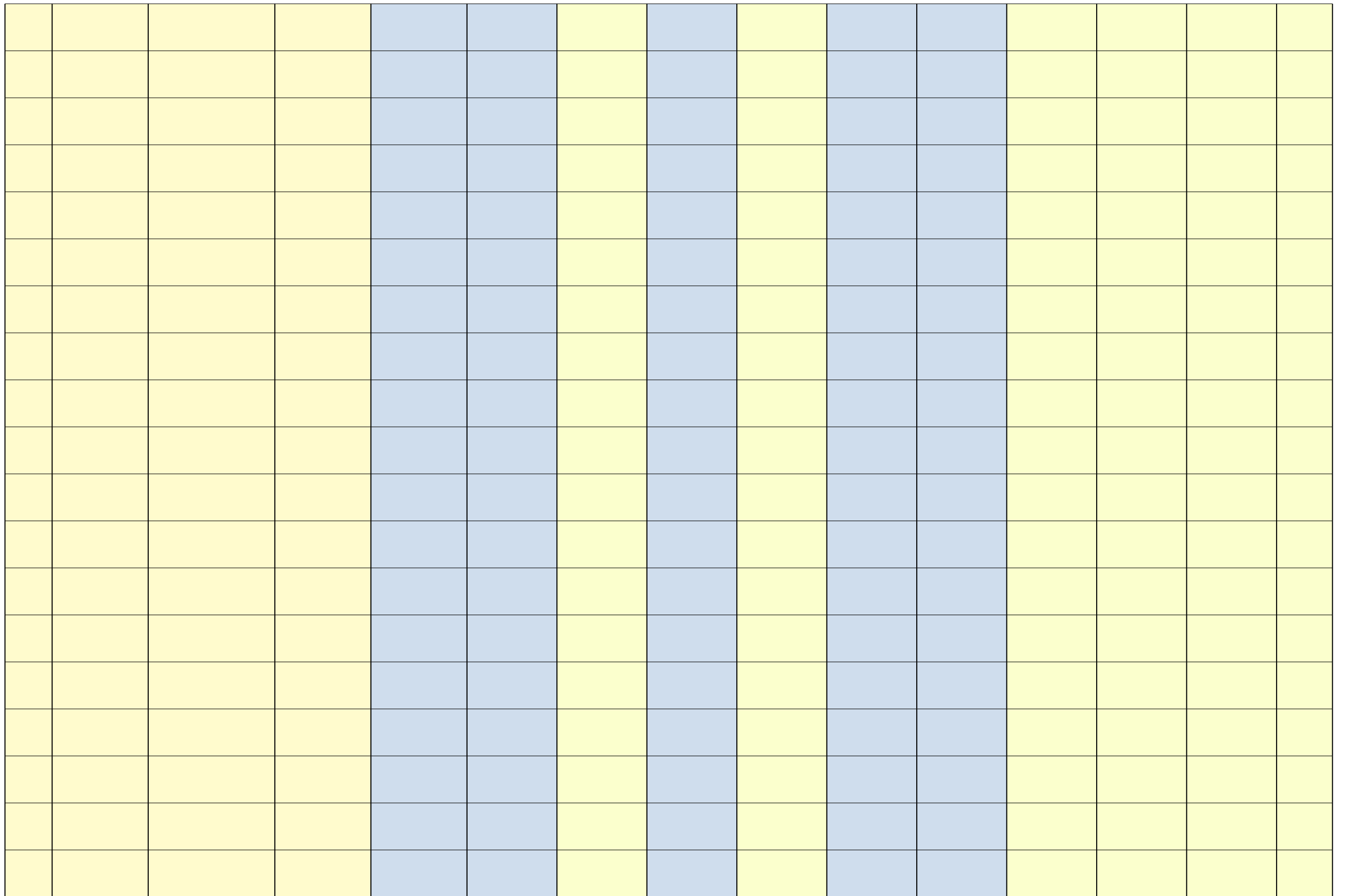


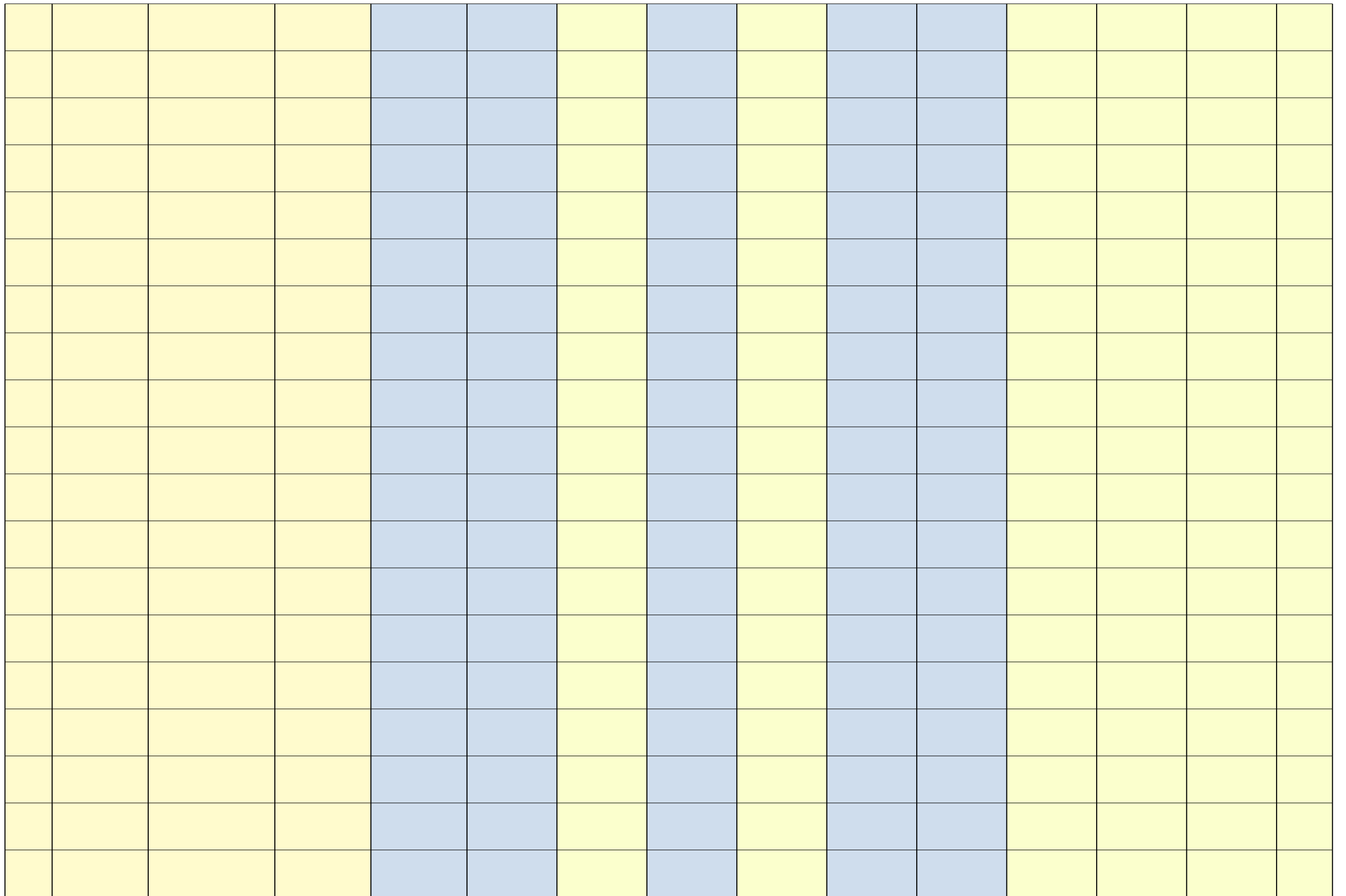


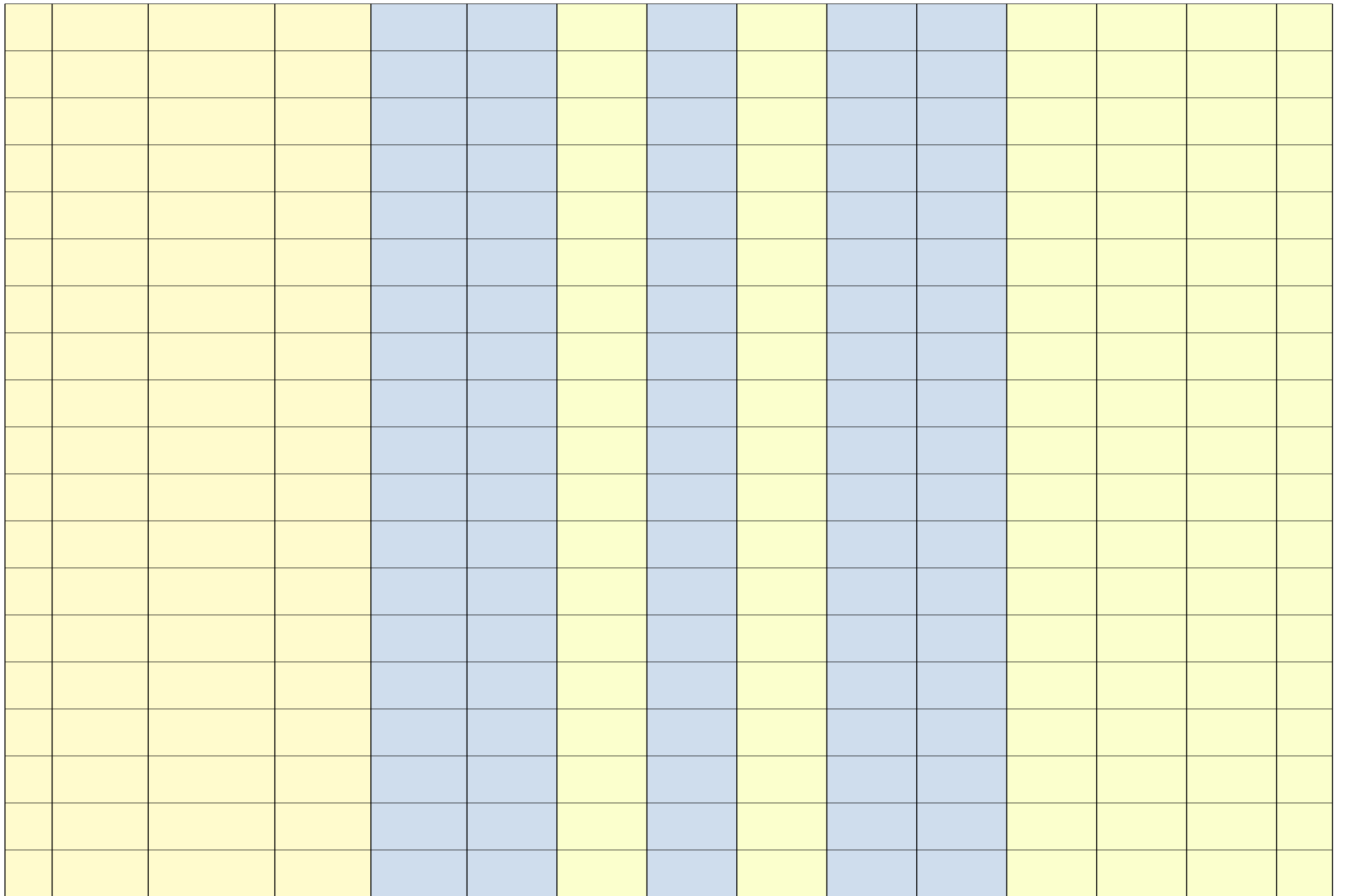


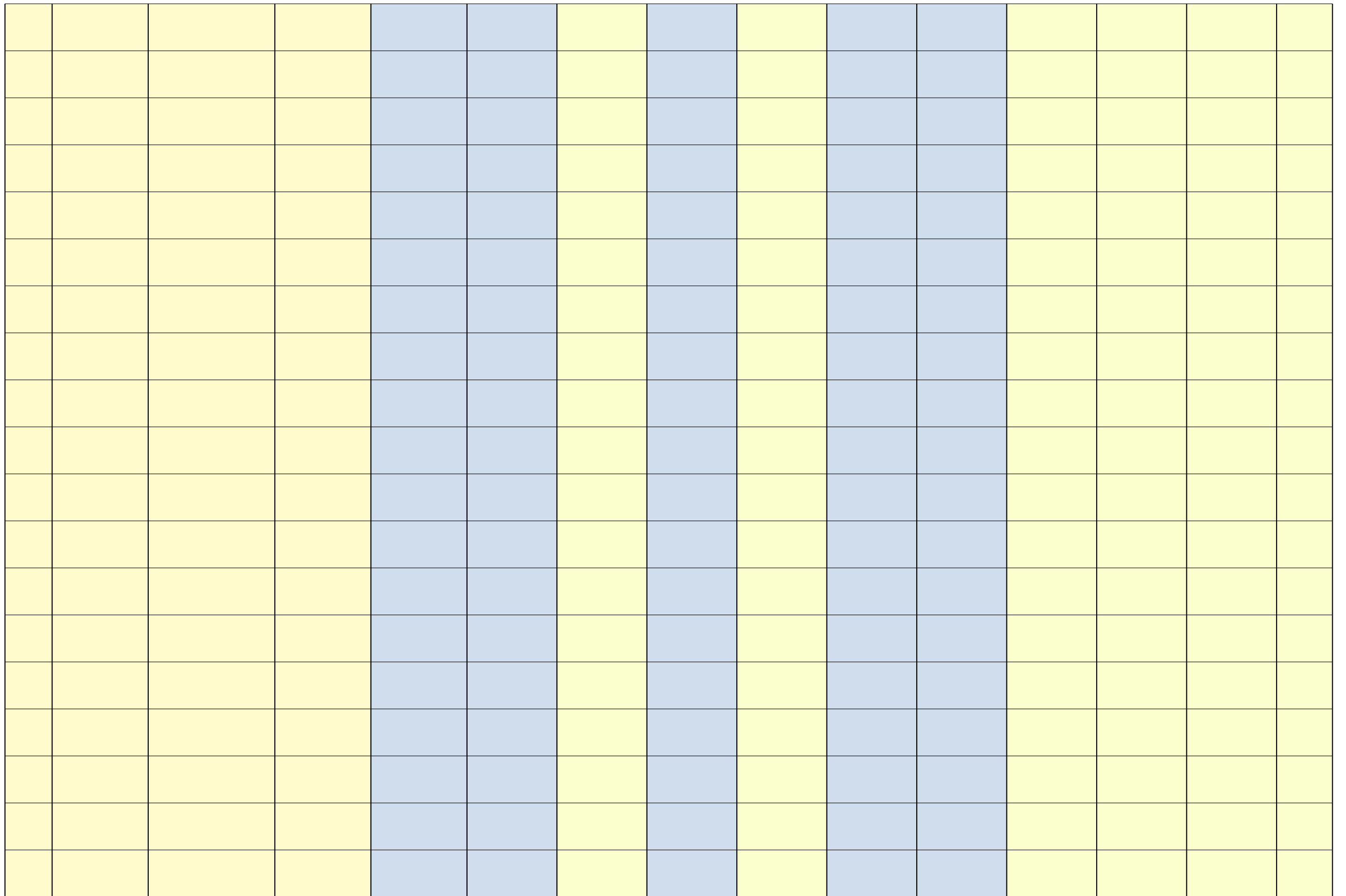


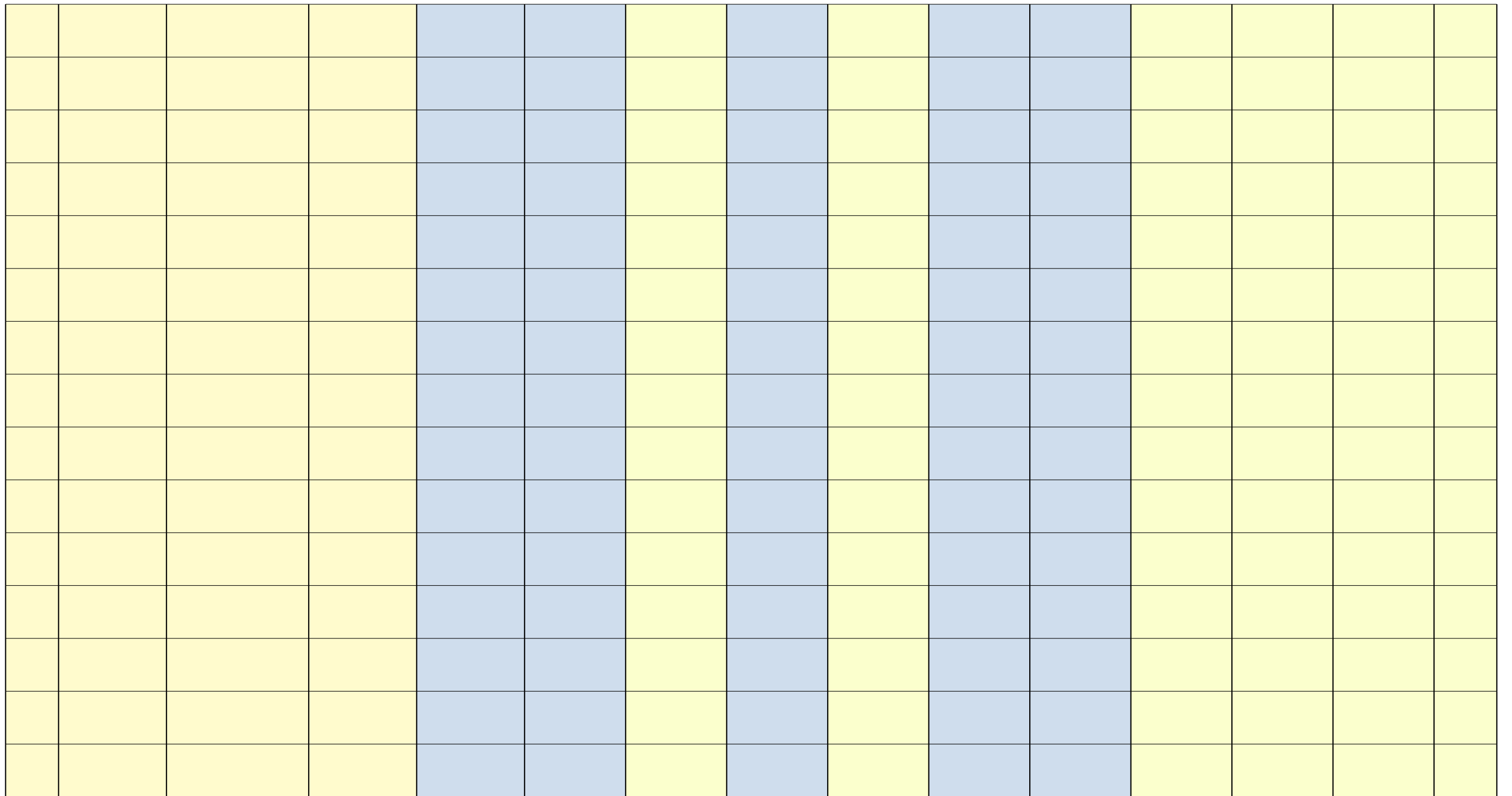












2021-22 Revised Scheme types

Number	Scheme type/ services	Sub type	Description
1	Assistive Technologies and Equipment	<ol style="list-style-type: none"> 1. Telecare 2. Wellness services 3. Digital participation services 4. Community based equipment 5. Other 	Using technology in care processes to supportive self-management, maintenance of independence and more efficient and effective delivery of care. (eg. Telecare, Wellness services, Community based equipment, Digital participation services).
2	Care Act Implementation Related Duties	<ol style="list-style-type: none"> 1. Carer advice and support 2. Independent Mental Health Advocacy 3. Other 	Funding planned towards the implementation of Care Act related duties. The specific scheme sub types reflect specific duties that are funded via the CCG minimum contribution to the BCF.
3	Carers Services	<ol style="list-style-type: none"> 1. Respite services 2. Other 	<p>Supporting people to sustain their role as carers and reduce the likelihood of crisis.</p> <p>This might include respite care/carers breaks, information, assessment, emotional and physical support, training, access to services to support wellbeing and improve independence.</p>
4	Community Based Schemes	<ol style="list-style-type: none"> 1. Integrated neighbourhood services 2. Multidisciplinary teams that are supporting independence, such as anticipatory care 3. Low level support for simple hospital discharges (Discharge to Assess pathway 0) 4. Other 	<p>Schemes that are based in the community and constitute a range of cross sector practitioners delivering collaborative services in the community typically at a neighbourhood/PCN level (eg: Integrated Neighbourhood Teams)</p> <p>Reablement services should be recorded under the specific scheme type 'Reablement in a person's own home'</p>
5	DFG Related Schemes	<ol style="list-style-type: none"> 1. Adaptations, including statutory DFG grants 2. Discretionary use of DFG - including small adaptations 3. Handyperson services 4. Other 	<p>The DFG is a means-tested capital grant to help meet the costs of adapting a property; supporting people to stay independent in their own homes.</p> <p>The grant can also be used to fund discretionary, capital spend to support people to remain independent in their own homes under a Regulatory Reform Order, if a published policy on doing so is in place. Schemes using this flexibility can be recorded under 'discretionary use of DFG' or 'handyperson services' as appropriate</p>
6	Enablers for Integration	<ol style="list-style-type: none"> 1. Data Integration 2. System IT Interoperability 3. Programme management 4. Research and evaluation 5. Workforce development 6. Community asset mapping 7. New governance arrangements 8. Voluntary Sector Business Development 9. Employment services 10. Joint commissioning infrastructure 11. Integrated models of provision 12. Other 	<p>Schemes that build and develop the enabling foundations of health, social care and housing integration, encompassing a wide range of potential areas including technology, workforce, market development (Voluntary Sector Business Development: Funding the business development and preparedness of local voluntary sector into provider Alliances/ Collaboratives) and programme management related schemes.</p> <p>Joint commissioning infrastructure includes any personnel or teams that enable joint commissioning. Schemes could be focused on Data Integration, System IT Interoperability, Programme management, Research and evaluation, Supporting the Care Market, Workforce development, Community asset mapping, New governance arrangements, Voluntary Sector Development, Employment services, Joint commissioning infrastructure amongst others.</p>

7	High Impact Change Model for Managing Transfer of Care	<ol style="list-style-type: none"> 1. Early Discharge Planning 2. Monitoring and responding to system demand and capacity 3. Multi-Disciplinary/Multi-Agency Discharge Teams supporting discharge 4. Home First/Discharge to Assess - process support/core costs 5. Flexible working patterns (including 7 day working) 6. Trusted Assessment 7. Engagement and Choice 8. Improved discharge to Care Homes 9. Housing and related services 10. Red Bag scheme 11. Other 	The eight changes or approaches identified as having a high impact on supporting timely and effective discharge through joint working across the social and health system. The Hospital to Home Transfer Protocol or the 'Red Bag' scheme, while not in the HICM, is included in this section.
8	Home Care or Domiciliary Care	<ol style="list-style-type: none"> 1. Domiciliary care packages 2. Domiciliary care to support hospital discharge (Discharge to Assess pathway 1) 3. Domiciliary care workforce development 4. Other 	A range of services that aim to help people live in their own homes through the provision of domiciliary care including personal care, domestic tasks, shopping, home maintenance and social activities. Home care can link with other services in the community, such as supported housing, community health services and voluntary sector services.
9	Housing Related Schemes		This covers expenditure on housing and housing-related services other than adaptations; eg: supported housing units.
10	Integrated Care Planning and Navigation	<ol style="list-style-type: none"> 1. Care navigation and planning 2. Assessment teams/joint assessment 3. Support for implementation of anticipatory care 4. Other 	<p>Care navigation services help people find their way to appropriate services and support and consequently support self-management. Also, the assistance offered to people in navigating through the complex health and social care systems (across primary care, community and voluntary services and social care) to overcome barriers in accessing the most appropriate care and support. Multi-agency teams typically provide these services which can be online or face to face care navigators for frail elderly, or dementia navigators etc. This includes approaches such as Anticipatory Care, which aims to provide holistic, co-ordinated care for complex individuals.</p> <p>Integrated care planning constitutes a co-ordinated, person centred and proactive case management approach to conduct joint assessments of care needs and develop integrated care plans typically carried out by professionals as part of a multi-disciplinary, multi-agency teams.</p> <p>Note: For Multi-Disciplinary Discharge Teams related specifically to discharge, please select HICM as scheme type and the relevant sub-type. Where the planned unit of care delivery and funding is in the form of Integrated care packages and needs to be expressed in such a manner, please select the appropriate sub-type alongside.</p>
11	Bed based intermediate Care Services	<ol style="list-style-type: none"> 1. Step down (discharge to assess pathway-2) 2. Step up 3. Rapid/Crisis Response 4. Other 	Short-term intervention to preserve the independence of people who might otherwise face unnecessarily prolonged hospital stays or avoidable admission to hospital or residential care. The care is person-centred and often delivered by a combination of professional groups. Four service models of intermediate care are: bed-based intermediate care, crisis or rapid response (including falls), home-based intermediate care, and reablement or rehabilitation. Home-based intermediate care is covered in Scheme-A and the other three models are available on the sub-types.

12	Reablement in a persons own home	<ol style="list-style-type: none"> 1. Preventing admissions to acute setting 2. Reablement to support discharge -step down (Discharge to Assess pathway 1) 3. Rapid/Crisis Response - step up (2 hr response) 4. Reablement service accepting community and discharge referrals 5. Other 	Provides support in your own home to improve your confidence and ability to live as independently as possible
13	Personalised Budgeting and Commissioning		Various person centred approaches to commissioning and budgeting, including direct payments.
14	Personalised Care at Home	<ol style="list-style-type: none"> 1. Mental health /wellbeing 2. Physical health/wellbeing 3. Other 	Schemes specifically designed to ensure that a person can continue to live at home, through the provision of health related support at home often complemented with support for home care needs or mental health needs. This could include promoting self-management/expert patient, establishment of 'home ward' for intensive period or to deliver support over the longer term to maintain independence or offer end of life care for people. Intermediate care services provide shorter term support and care interventions as opposed to the ongoing support provided in this scheme type.
15	Prevention / Early Intervention	<ol style="list-style-type: none"> 1. Social Prescribing 2. Risk Stratification 3. Choice Policy 4. Other 	Services or schemes where the population or identified high-risk groups are empowered and activated to live well in the holistic sense thereby helping prevent people from entering the care system in the first place. These are essentially upstream prevention initiatives to promote independence and well being.
16	Residential Placements	<ol style="list-style-type: none"> 1. Supported living 2. Supported accommodation 3. Learning disability 4. Extra care 5. Care home 6. Nursing home 7. Discharge from hospital (with reablement) to long term residential care (Discharge to Assess Pathway 3) 8. Other 	Residential placements provide accommodation for people with learning or physical disabilities, mental health difficulties or with sight or hearing loss, who need more intensive or specialised support than can be provided at home.
17	Other		Where the scheme is not adequately represented by the above scheme types, please outline the objectives and services planned for the scheme in a short description in the comments column.

Better Care Fund 2021-22 Template

6. Metrics

Selected Health and Wellbeing Board:

Halton

8.1 Avoidable admissions

	19-20 Actual	20-21 Actual	21-22 Plan	Overview Narrative	
Unplanned hospitalisation for chronic ambulatory care sensitive conditions (NHS Outcome Framework indicator 2.3i)	Available from NHS Digital (link below) at local authority level. Please use as guideline only	1605 (1205.1)	1,605.0	The BCF contributes to this metric. Work is ongoing in the borough to bolster the community wardens to support care homes with fall, introducing the falls car into Widnes from 1st December (work in progress on Runcorn) and respiratory car early December and increasing the staffing and doctors hours in the UTCs and	Please set out the overall plan in the HWB area for reducing rates of unplanned hospitalisation for chronic ambulatory sensitive conditions, including any assessment of how the schemes and enabling activity for Health and Social Care Integration are expected to impact on the metric.

>> [link to NHS Digital webpage](#)

8.2 Length of Stay

		21-22 Q3 Plan	21-22 Q4 Plan	Comments	
Percentage of in patients, resident in the HWB, who have been an inpatient in an acute hospital for: i) 14 days or more ii) 21 days or more As a percentage of all inpatients (SUS data - available on the Better Care Exchange)	Proportion of inpatients resident for 14 days or more	12.5%	12.5%	The plan is for Halton to maintain the current performance, based on locally set trajectories. However, these are superseded by regional trajectories for winter, based on hospital trusts. Work continues across both hospital trusts that Halton work alongside to meet these regional trajectories. The BCF in Halton contributes to ensuring rapid Discharge to Assess and Home First is achieved. This is supported by block purchasing of 1,000 additional hours for Domiciliary Care, bedbases at	Please set out the overall plan in the HWB area for reducing the percentage of hospital inpatients with a long length of stay (14 days or over and 21 days and over) including a rationale for the ambitions that sets out how these have been reached in partnership with local hospital trusts, and an assessment of how the schemes and enabling activity in the BCF are expected to impact on the metric. See the main planning requirements document for more information.
	Proportion of inpatients resident for 21 days or more	7.1%	7.1%		

8.3 Discharge to normal place of residence

	21-22 Plan	Comments	
Percentage of people, resident in the HWB, who are discharged from acute hospital to their normal place of residence (SUS data - available on the Better Care Exchange)	94.0%	April 19 to August 21 data shows that 94% of Halton patients were discharged to their normal place of residence, this is top quartile performance and 2nd highest in Cheshire and Merseyside, the plan is to maintain this level of performance into 21-22. This will be achieved through systems and processes in place at	Please set out the overall plan in the HWB area for improving the percentage of people who return to their normal place of residence on discharge from acute hospital, including a rationale for how the ambition was reached and an assessment of how the schemes and enabling activity in the BCF are expected to impact on the metric. See the main planning requirements document for more information.

8.4 Residential Admissions

		19-20 Plan	19-20 Actual	20-21 Actual	21-22 Plan	Comments
Long-term support needs of older people (age 65 and over) met by admission to residential and nursing care homes, per 100,000 population	Annual Rate	636	643	618	633	The rate of admissions to residential and nursing care as at 30th September 2021 was 203, however we are expecting this to increase due to a delay in data due to the pandemic. Development of the Intermediate Care and Frailty Service and the increasing capacity in care and support in the community will support this area.
	Numerator	151	153	149	157	
	Denominator	23,735	23,812	24,105	24,797	

Please set out the overall plan in the HWB area for reducing rates of admission to residential and nursing homes for people over the age of 65, including any assessment of how the schemes and enabling activity for Health and Social Care Integration are expected to impact on the metric.

Long-term support needs of older people (age 65 and over) met by admission to residential and nursing care homes, per 100,000 population (aged 65+) population projections are based on a calendar year using the 2018 based Sub-National Population Projections for Local Authorities in England:

<https://www.ons.gov.uk/releases/subnationalpopulationprojectionsforengland2018based>

8.5 Reablement

		19-20 Plan	19-20 Actual	21-22 Plan	Comments
Proportion of older people (65 and over) who were still at home 91 days after discharge from hospital into reablement / rehabilitation services	Annual (%)	80.2%	45.7%	84.0%	This is an annual collection only, data will not be available for 21-2 until June 2022. Development of the Intermediate Care and Frailty Service and the increasing capacity in care and support in the community will support this area.
	Numerator	81	32	84	
	Denominator	101	70	100	

Please set out the overall plan in the HWB area for increasing the proportion of older people who are still at home 91 days after discharge from hospital into reablement/rehabilitation, including any assessment of how the schemes and enabling activity for Health and Social Care Integration are expected to impact on the metric.

Please note that due to the splitting of Northamptonshire, information from previous years will not reflect the present geographies. As such, all pre-populated figures above for Northamptonshire have been combined.

For North Northamptonshire HWB and West Northamptonshire HWB, please comment on individual HWBs rather than Northamptonshire as a whole.

Better Care Fund 2021-22 Template

7. Confirmation of Planning Requirements

Selected Health and Wellbeing Board:

Halton

Theme	Code	Planning Requirement	Key considerations for meeting the planning requirement These are the Key Lines of Enquiry (KLOEs) underpinning the Planning Requirements (PR)	Confirmed through	Please confirm whether your BCF plan meets the Planning Requirement?	Please note any supporting documents referred to and relevant page numbers to assist the assurers	Where the Planning requirement is not met, please note the actions in place towards meeting the requirement	Where the Planning requirement is not met, please note the anticipated timeframe for meeting it
NC1: Jointly agreed plan	PR1	A jointly developed and agreed plan that all parties sign up to	<p>Has a plan; jointly developed and agreed between CCG(s) and LA; been submitted?</p> <p>Has the HWB approved the plan/delegated approval pending its next meeting?</p> <p>Have local partners, including providers, VCS representatives and local authority service leads (including housing and DFG leads) been involved in the development of the plan?</p> <p>Where the narrative section of the plan has been agreed across more than one HWB, have individual income, expenditure and metric sections of the plan been submitted for each HWB concerned?</p>	<p>Cover sheet</p> <p>Cover sheet</p> <p>Narrative plan</p> <p>Validation of submitted plans</p>	Yes	N/A		
	PR2	A clear narrative for the integration of health and social care	<p>Is there a narrative plan for the HWB that describes the approach to delivering integrated health and social care that describes:</p> <ul style="list-style-type: none"> • How the area will continue to implement a joined-up approach to integrated, person-centred services across health, care, housing and wider public services locally. • The approach to collaborative commissioning • The overarching approach to support people to remain independent at home, and how BCF funding will be used to support this. • How the plan will contribute to reducing health inequalities and inequalities for people with protected characteristics? This should include <ul style="list-style-type: none"> - How equality impacts of the local BCF plan have been considered, - Changes to local priorities related to health inequality and equality, including as a result of the COVID 19 pandemic, and how activities in the BCF plan will address these 	Narrative plan assurance	Yes	N/A		
	PR3	A strategic, joined up plan for DFG spending	<p>Is there confirmation that use of DFG has been agreed with housing authorities?</p> <ul style="list-style-type: none"> • Does the narrative set out a strategic approach to using housing support, including use of DFG funding that supports independence at home? • In two tier areas, has: <ul style="list-style-type: none"> - Agreement been reached on the amount of DFG funding to be passed to district councils to cover statutory Disabled Facilities Grants? or - The funding been passed in its entirety to district councils? 	<p>Narrative plan</p> <p>Confirmation sheet</p>	Yes	HBC Home Assistance Policy		
NC2: Social Care Maintenance	PR4	A demonstration of how the area will maintain the level of spending on social care services from the CCG minimum contribution to the fund in line with the uplift in the overall contribution	Does the total spend from the CCG minimum contribution on social care match or exceed the minimum required contribution (auto-validated on the planning template)?	Auto-validated on the planning template	Yes	N/A		
NC3: NHS commissioned Out of Hospital Services	PR5	Has the area committed to spend at equal to or above the minimum allocation for NHS commissioned out of hospital services from the CCG minimum BCF contribution?	Does the total spend from the CCG minimum contribution on non-acute, NHS commissioned care exceed the minimum ringfence (auto-validated on the planning template)?	Auto-validated on the planning template	Yes	N/A		
NC4: Plan for improving outcomes for people being discharged from hospital	PR6	Is there an agreed approach to support safe and timely discharge from hospital and continuing to embed a home first approach?	<ul style="list-style-type: none"> • Does the BCF plan demonstrate an agreed approach to commissioning services to support discharge and home first including: <ul style="list-style-type: none"> - support for safe and timely discharge, and - implementation of home first? • Does the expenditure plan detail how expenditure from BCF funding sources supports this approach through the financial year? • Is there confirmation that plans for discharge have been developed and agreed with Hospital Trusts? 	<p>Narrative plan assurance</p> <p>Expenditure tab</p> <p>Narrative plan</p>	Yes	N/A		

Agreed expenditure plan for all elements of the BCF	PR7	Is there a confirmation that the components of the Better Care Fund pool that are earmarked for a purpose are being planned to be used for that purpose?	<ul style="list-style-type: none"> Do expenditure plans for each element of the BCF pool match the funding inputs? (auto-validated) Is there confirmation that the use of grant funding is in line with the relevant grant conditions? (see paragraphs 32 – 43 of Planning Requirements) (tick-box) Has funding for the following from the CCG contribution been identified for the area: <ul style="list-style-type: none"> Implementation of Care Act duties? Funding dedicated to carer-specific support? Reablement? 	Expenditure tab Expenditure plans and confirmation sheet Narrative plans and confirmation sheet	Yes	N/A		
Metrics	PR8	Does the plan set stretching metrics and are there clear and ambitious plans for delivering these?	<ul style="list-style-type: none"> Have stretching metrics been agreed locally for all BCF metrics? Is there a clear narrative for each metric describing the approach locally to meeting the ambition set for that metric, including how BCF expenditure will support performance against each metric? Are ambitions across hospital trusts and HWBs for reducing the proportion of inpatients that have been in hospital for 21 days aligned, and is this set out in the rationale? Have hospital trusts and HWBs developed and agreed plans jointly for reducing the proportion of inpatients that have been in hospital for 14 days or more and 21 days or more? 	Metrics tab	Yes	N/A		